

MAKE CHECK PAYABLE TO: BAY CITY GAS P O BOX 1603 BAY CITY TX 77404-1603	SERVICE ADDRESS JUN 18 2024 2200 7TH ST / CMOB		ACCOUNT NUMBER 36061-1010160001 / 5-31	
	SERVICE PERIOD 05/01/24 TO 05/31/24 ✓	BILLING DATE 06/04/24		
READ DATE(G) METER NUM. PRES. READ PREV. READ TOTAL CCF	05/31/24 899.15 ✓ 4082 4082 0	TOTAL CCF 		DESCRIPTION BASIC SERVICE 19.00 THIS MONTH 19.00
RECEIVED JUN 14 2024 BY: SB JUN 14 2024 010-54410-508		APPROVED COUNTY AUDITOR [Signatures]		TOTAL NOW DUE 19.00
		PENALTY AMOUNT 0.00		PAY THIS AMOUNT AFTER 06/20/2024 19.00

433 MATAGORDA CO OFFICE BLDG MESSAGES

Accounts with unpaid balances after the 20th may be assessed a \$45.00 fee and scheduled for disconnection. If disconnected, customers must come to the gas company office at 1100 6th to have service restored. Online payments will not restore service.

***** DUE DATE 6-20-24 *****

EMERGENCIES & AFTER HOURS CALL: 979-245-2311

BMX BICYCLE PARK is OPEN! Come enjoy the park with your bike and family! 3212 Ave. E at the water tower. Please obey all the rules and directions posted at the park.

TELEPHONE PAYMENT only at 1-877-273-3169.

ATTENTION: It may take up to 3 business days to process online payments.

We encourage you to share this safety information with those in your households and businesses.

- Safety information may be found here on your bill, also on the front of your bill, at www.baycitygas.com, or by contacting our office at 979.245.2327
- BAY CITY GAS COMPANY transports natural gas to homes and businesses in Bay City through a modern and highly reliable system of underground pipelines, which is routinely checked for leaks.
- Natural gas is colorless, odorless, non-toxic and lighter than air. Natural gas can be highly combustible or explosive in certain concentrations, so it is odorized with a smell similar to rotten eggs in order to make it detectible.
- Leaks can be dangerous so detecting and reporting a leak is very important. A gas odor will be the best indicator, and other signs may include dead vegetation, blowing dirt, bubbles in wet ground, or a hissing sound.
- **If you detect the smell of gas within your home or business, do NOT operate any electrical devices – including wall switches, phones or flashlights. Leave the premises and call Bay City Gas Company at 979.245.2311 or 911. These calls receive priority 24/7, as we work to protect life, public safety, the environment, and property.**
- ANY DIGGING activity – landscaping, fencing, mailboxes, flag poles, and plumbing repairs – could possibly damage the lines. Underground Damage Prevention Rules, Chapter 18 under Title 16 of the Texas Administrative Code, specify appropriate steps to be taken BEFORE digging, including calling the One Call Center (811) at least 48 hours PRIOR to digging.
- CALL BEFORE YOU DIG! 811. WAIT for the lines to be marked, respect those marks, and then dig with care. Federal Law requires that all damages to underground pipelines must be reported IMMEDIATELY to the pipeline operator (Bay City Gas Co) and to the Texas Railroad Commission (online at www.rrc.state.tx.us).
- If you witness damage to pipelines, observe a threat to a pipeline, or see suspicious activity near a pipeline or gas facility, call 911 or Bay City Gas at 979.245.2311.
- Bay City Gas Company places pipeline markers at locations as required by law. These markers DO NOT mark all of our lines, they indicate the APPROXIMATE location only, and have our name and phone number on them. In addition to pipelines, we have above ground facilities such as substations and gas meters and regulators. Public access to maps is also available at www.npms.phmsa.dot.gov. These maps contain approximate positions of pipelines, what products they carry, and owner/operator details.
- **Bay City Gas Company** is audited annually by The Railroad Commission of Texas, which maintains records of safety compliance at <https://www.rrc.state.tx.us/oil-gas/compliance-enforcement/>

360

MATAGORDA CO JAIL

MAKE CHECK PAYABLE TO: BAY CITY GAS P O BOX 1603 BAY CITY TX 77404-1603	SERVICE ADDRESS JUN 18 2024 2323 AVE E / Jail		ACCOUNT NUMBER <i>Inv.</i> 36061-1041480000 / 5-30
	SERVICE PERIOD 04/30/24 05/30/24	FROM TO 04/30/24 05/30/24	BILLING DATE 06/04/24
READ DATE(G) METER NUM. PRES. READ PREV. READ TOTAL CCF	05/30/24 9989964 71672 70577 1095	TOTAL CCF 	DESCRIPTION AMOUNT BASIC SERVICE 19.00 GAS DELIVERY 839.83 COST OF GAS 218.99 THIS MONTH 1,077.82 <i>Approved County Auditor</i> <i>SK LP</i>
JUN 14 2024 <i>SK</i>			TOTAL NOW DUE 1,077.82 PENALTY AMOUNT 0.00 PAY THIS AMOUNT AFTER 06/20/2024 1,077.82

610 MATAGORDA CO JAIL MESSAGES

***** **DUE DATE 6-20-24** *****

EMERGENCIES & AFTER HOURS CALL: 979-245-2311

Accounts with unpaid balances after the 20th may be assessed a \$45.00 fee and scheduled for disconnection. If disconnected, customers must come to the gas company office at 1100 6th to have service restored. Online payments will not restore service.

BMX BICYCLE PARK is OPEN! Come enjoy the park with your bike and family! 3212 Ave. E at the water tower. Please obey all the rules and directions posted at the park.

TELEPHONE PAYMENT only at 1-877-273-3169.

ATTENTION: It may take up to 3 business days to process online payments.

306-E AVR Inc.

BAY CITY GAS CO.



P.O. BOX 1603 • BAY CITY, TEXAS 77404-1603
 PHYSICAL ADDRESS: 1100 SIXTH STREET
 PHONE (979) 245-2327 • FAX: (979) 244-1422

IF YOUR MAILING ADDRESS HAS CHANGED PLEASE CORRECT PLEASE RETURN BOTTOM PORTION WITH PAYMENT

Account Number 36061-1041480000
 Service Address 2323 AVE E
 Electronic Box# 061

1,077.82	06/20/2024	1,077.82
ON OR BEFORE DUE DATE	DUE DATE	AFTER DUE DATE

If you are interested in Electronic Funds (EFT), check the box and see reverse side for authorization.

AMOUNT PAID
1077.82

Scan To Pay



MATAGORDA CO JAIL
 MAT. CO SHERIFF'S OFFICE
 2308 Avenue F
 Bay City TX 77414-6045

BAY CITY GAS
 P O BOX 1603
 BAY CITY TX 77404-1603

3606110414800000000107782000107782000000000003

We encourage you to share this safety information with those in your households and businesses.

- Safety information may be found here on your bill, also on the front of your bill, at www.baycitygas.com, or by contacting our office at 979.245.2327
- BAY CITY GAS COMPANY transports natural gas to homes and businesses in Bay City through a modern and highly reliable system of underground pipelines, which is routinely checked for leaks.
- Natural gas is colorless, odorless, non-toxic and lighter than air. Natural gas can be highly combustible or explosive in certain concentrations, so it is odorized with a smell similar to rotten eggs in order to make it detectible.
- Leaks can be dangerous so detecting and reporting a leak is very important. A gas odor will be the best indicator, and other signs may include dead vegetation, blowing dirt, bubbles in wet ground, or a hissing sound.
- **If you detect the smell of gas within your home or business, do NOT operate any electrical devices – including wall switches, phones or flashlights. Leave the premises and call Bay City Gas Company at 979.245.2311 or 911. These calls receive priority 24/7, as we work to protect life, public safety, the environment, and property.**
- ANY DIGGING activity – landscaping, fencing, mailboxes, flag poles, and plumbing repairs – could possibly damage the lines. Underground Damage Prevention Rules, Chapter 18 under Title 16 of the Texas Administrative Code, specify appropriate steps to be taken BEFORE digging, including calling the One Call Center (811) at least 48 hours PRIOR to digging.
- CALL BEFORE YOU DIG! 811. WAIT for the lines to be marked, respect those marks, and then dig with care. Federal Law requires that all damages to underground pipelines must be reported IMMEDIATELY to the pipeline operator (Bay City Gas Co) and to the Texas Railroad Commission (online at www.rrc.state.tx.us).
- If you witness damage to pipelines, observe a threat to a pipeline, or see suspicious activity near a pipeline or gas facility, call 911 or Bay City Gas at 979.245.2311.
- Bay City Gas Company places pipeline markers at locations as required by law. These markers DO NOT mark all of our lines, they indicate the APPROXIMATE location only, and have our name and phone number on them. In addition to pipelines, we have above ground facilities such as substations and gas meters and regulators. Public access to maps is also available at www.npms.phmsa.dot.gov. These maps contain approximate positions of pipelines, what products they carry, and owner/operator details.
- **Bay City Gas Company** is audited annually by The Railroad Commission of Texas, which maintains records of safety compliance at <https://www.rrc.state.tx.us/oil-gas/compliance-enforcement/>

306-E

If you choose to pay your monthly utility bill with an automatic deduction from your bank account, please fill out the **Electronic Funds Transfer (EFT)** authorization below.

Electronic Funds Transfer (EFT)

I authorize Municipality to initiate variable monthly debit entries to my bank account. I agree to contact Municipality at least 7 days before the penalty date with any concerns to allow time for corrections.

PLEASE INCLUDE A PRE-PRINTED VOIDED CHECK ALONG WITH YOUR PAYMENT.

Checking Account Signature: _____

Savings Account Joint Signature: _____

You will continue to receive a utility bill each month for your inspection only.
Your account will be debited just prior to the penalty date.

360

MATAGORDA COUNTY BARN

MAKE CHECK PAYABLE TO: BAY CITY GAS P O BOX 1603 BAY CITY TX 77404-1603	SERVICE ADDRESS JUN 18 2024 2604 NICHOLS / Pct #1		ACCOUNT NUMBER 36061-1160110000 / 5-31		
	SERVICE PERIOD 05/01/24	FROM TO 05/31/24 ✓	BILLING DATE 06/04/24		
READ DATE(G) METER NUM. PRES. READ PREV. READ TOTAL CCF	05/31/24 3237326 1508 1481 ✓ 27	TOTAL CCF 		DESCRIPTION BASIC SERVICE GAS DELIVERY COST OF GAS THIS MONTH	AMOUNT 19.00 21.74 5.40 46.14
JUN 17 2024 <i>SR</i>		010-54410-612 <i>Stefanie Pawlosky</i>		Approved County Auditor <i>SR</i>	
TOTAL NOW DUE			46.14		
PENALTY AMOUNT			PAY THIS AMOUNT AFTER		
0.00			06/20/2024 46.14		

1358

MATAGORDA COUNTY BARN

MESSAGES

***** DUE DATE 6-20-24*****

EMERGENCIES & AFTER HOURS CALL: 979-245-2311

BMX BICYCLE PARK is OPEN! Come enjoy the park with your bike and family! 3212 Ave. E at the water tower. Please obey all the rules and directions posted at the park.

TELEPHONE PAYMENT only at 1-877-273-3169.

ATTENTION: It may take up to 3 business days to process online payments.

Accounts with unpaid balances after the 20th may be assessed a \$45.00 fee and scheduled for disconnection. If disconnected, customers must come to the gas company office at 1100 6th to have service restored. Online payments will not restore service.

We encourage you to share this safety information with those in your households and businesses.

- Safety information may be found here on your bill, also on the front of your bill, at www.baycitygas.com, or by contacting our office at 979.245.2327
- BAY CITY GAS COMPANY transports natural gas to homes and businesses in Bay City through a modern and highly reliable system of underground pipelines, which is routinely checked for leaks.
- Natural gas is colorless, odorless, non-toxic and lighter than air. Natural gas can be highly combustible or explosive in certain concentrations, so it is odorized with a smell similar to rotten eggs in order to make it detectible.
- Leaks can be dangerous so detecting and reporting a leak is very important. A gas odor will be the best indicator, and other signs may include dead vegetation, blowing dirt, bubbles in wet ground, or a hissing sound.
- **If you detect the smell of gas within your home or business, do NOT operate any electrical devices – including wall switches, phones or flashlights. Leave the premises and call Bay City Gas Company at 979.245.2311 or 911. These calls receive priority 24/7, as we work to protect life, public safety, the environment, and property.**
- ANY DIGGING activity – landscaping, fencing, mailboxes, flag poles, and plumbing repairs – could possibly damage the lines. Underground Damage Prevention Rules, Chapter 18 under Title 16 of the Texas Administrative Code, specify appropriate steps to be taken BEFORE digging, including calling the One Call Center (811) at least 48 hours PRIOR to digging.
- CALL BEFORE YOU DIG! 811. WAIT for the lines to be marked, respect those marks, and then dig with care. Federal Law requires that all damages to underground pipelines must be reported IMMEDIATELY to the pipeline operator (Bay City Gas Co) and to the Texas Railroad Commission (online at www.rrc.state.tx.us).
- If you witness damage to pipelines, observe a threat to a pipeline, or see suspicious activity near a pipeline or gas facility, call 911 or Bay City Gas at 979.245.2311.
- Bay City Gas Company places pipeline markers at locations as required by law. These markers DO NOT mark all of our lines, they indicate the APPROXIMATE location only, and have our name and phone number on them. In addition to pipelines, we have above ground facilities such as substations and gas meters and regulators. Public access to maps is also available at www.npms.phmsa.dot.gov. These maps contain approximate positions of pipelines, what products they carry, and owner/operator details.
- **Bay City Gas Company** is audited annually by The Railroad Commission of Texas, which maintains records of safety compliance at <https://www.rrc.state.tx.us/oil-gas/compliance-enforcement/>



City of Bay City
1901 5th St
Bay City TX 77414

548
JUN 17 2024

ACCOUNT STATEMENT

ACCOUNT NUMBER	DUE DATE	AMOUNT DUE
04-214000-00/585	06/15/2024	\$2,129.23



AUTOSCH 5-DIGIT 77404 19 PS5 145758AA28-A-1
5075 1 AV 0-504



MATAGORDA COUNTY
MATAGORDA COUNTY
COUNTY JUDGE ROOM 301
1700 7TH ST
BAY CITY TX 77414-5080

CoCrthse

ACCOUNT INFORMATION

Service Address: 1700 7th St
Service Period: ✓ 04/25/2024 to 05/25/2024
Billing Date: 05/28/2024
Due Date: 06/15/2024
Penalty Date: 06/20/2024

CURRENT METERED USAGE

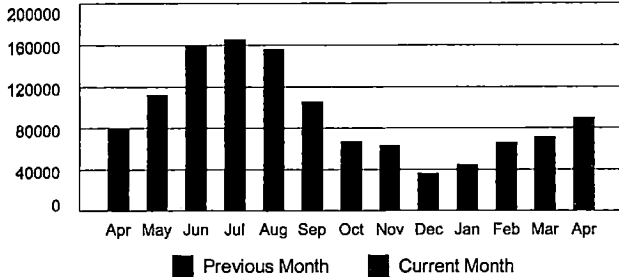
Service	Current	Previous	Usage
Water	20,760	19,856	90,400

ACCOUNT SUMMARY

SERVICE	APPROVED COUNTY AUDITOR	CHARGE
Water		\$983.14
Sewer		\$1,146.09
TOTAL CURRENT CHARGES	SB KPO	\$2,129.23
Balance Forward		\$0.00
TOTAL AMOUNT DUE		\$2,129.23
TOTAL DUE IF PAID AFTER 5PM ON 06/20/2024		\$2,129.23

Customer Service: 979-245-2322
Hours of Operation: Monday - Friday 8:00 a.m. - 5:00 p.m.
Emergency After-Hours Repairs: 979-245-7146

HISTORICAL WATER USAGE



IMPORTANT MESSAGE

Pay by Phone - 833-309-4327
Pay Online - www.cityofbaycity.org

RECEIVED
JUN 12 2024

BY: SB

Shelly Howard
010-54410-510



ALL PAST DUE BALANCES ARE SUBJECT TO DISCONNECTION IMMEDIATELY

NOTICE
Current charges must be paid by 06/25/24 to avoid disconnection.

To avoid late charges, payment must be received in the Utility Billing Office by 5 p.m. on 06/20/2024. If balance is not paid by 5 p.m. on 06/25/24, a \$50.00 service fee will be applied to the account and an additional \$50.00 deposit may be required.



City of Bay City
1901 5th St
Bay City TX 77414

548

JUN 17 2024

ACCOUNT STATEMENT

ACCOUNT NUMBER	DUE DATE	AMOUNT DUE
04-214100-00525	06/15/2024	\$124.37

ACCOUNT INFORMATION

Service Address: 1700 7th St Irrig
 Service Period: ✓ 04/25/2024 to 05/25/2024
 Billing Date: ✓ 05/28/2024
 Due Date: 06/15/2024
 Penalty Date: 06/20/2024

CURRENT METERED USAGE

Service	Current	Previous	Usage
Water	9,906	9,906 ✓	0

ACCOUNT SUMMARY

SERVICE	CHARGE
Water	\$124.37
TOTAL CURRENT CHARGES	\$124.37
Balance Forward	\$0.00
TOTAL AMOUNT DUE	\$124.37
TOTAL DUE IF PAID AFTER 5PM ON 06/20/2024	\$124.37

APPROVED
COUNTY AUDITOR
DB LP



AUTOSCH 5-DIGIT 77404 19 PS5 145758AA28-A-1
5075 1 AV 0.504

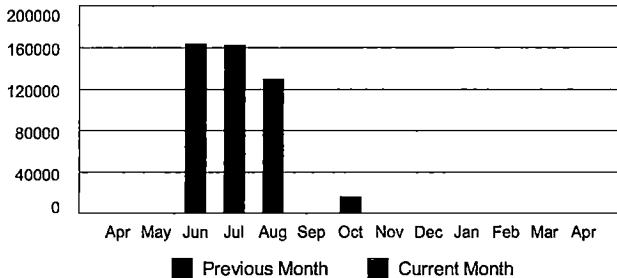


MATAGORDA COUNTY
MATAGORDA COUNTY
COUNTY JUDGE ROOM 301
1700 7TH ST
BAY CITY TX 77414-5080

1 Co Cathse

Customer Service: 979-245-2322
 Hours of Operation: Monday - Friday 8:00 a.m. - 5:00 p.m.
 Emergency After-Hours Repairs: 979-245-7146

HISTORICAL WATER USAGE



IMPORTANT MESSAGE

Pay by Phone - 833-309-4327
 Pay Online - www.cityofbaycity.org

RECEIVED
JUN 12 2024

BY: DB

Shelly Hunt
010-54410-510



ALL PAST DUE BALANCES ARE SUBJECT TO
DISCONNECTION IMMEDIATELY

NOTICE
Current charges must be paid by 06/25/24 to avoid
disconnection.

To avoid late charges, payment must be received in the Utility Billing Office by 5 p.m. on 06/20/2024. If balance is not paid by 5 p.m. on 06/25/24, a \$50.00 service fee will be applied to the account and an additional \$50.00 deposit may be required.

Statement

5-16-24

PALACIOS



380

JUN 18 2024

City of Palacios



AUT05-DIGIT 77465 1 PS5 145488AA30-A-1
10 1 AV 0.504



JUSTICE OF THE PEACE PCT #3
405 COMMERCE ST
PALACIOS TX 77465-5468

ACCOUNT INFORMATION

ACCOUNT:
SERVICE ADDRESS:
LAST PAYMENT: 05/22/2024
SERVICE PERIOD:
BILLING DATE:

Inv # 01-0420-021
405 COMMERCE
-25.53
04/18/2024 TO: 05/16/2024
05/31/2024

DUE DATE:

June 15, 2024

CURRENT WATER CHARGES (IN HUNDREDS)

Meter	Previous	Current	Usage	Amount
WATER	10	13	3	20.70

OTHER CHARGES

SEWER	20.70
GARBAGE	37.72

Approved
County Auditor

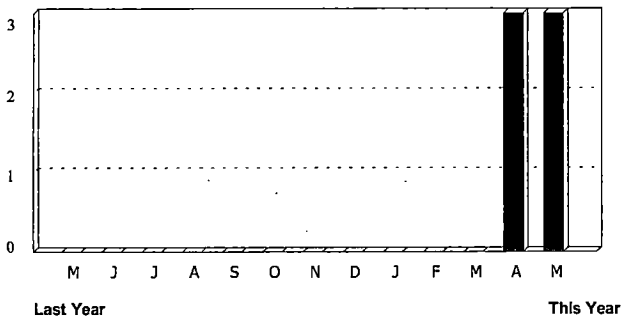
AMOUNT DUE

TOTAL AMOUNT DUE BY 06/15/24	79.12
TOTAL AMOUNT DUE AFTER 06/15/2024	104.12
TOTAL AMOUNT DUE AFTER 4:30PM ON 06/20/2024 WHEN THE 20 TH FALLS ON A WEEKEND, PAYMENT MUST BE RECEIVED BY 4:30 PM ON FRIDAY.	129.12

THIS IS THE ONLY BILL YOU WILL RECEIVE
SERVICE WILL BE DISCONNECTED IF NOT PAID IN FULL
NO PARTIAL PAYMENTS WILL BE ACCEPTED

UTILITIES OFFICE: (361) 972-3605
OFFICE HOURS: 8:30 AM - 12:00 PM
1:00 PM - 4:30 PM MONDAY-FRIDAY
EMERGENCY ONLY: (361) 972-3112

YOUR MONTHLY USAGE (IN HUNDREDS)



JUN 13 2024

6/13/24 @ 10:58 am - spoke w/ Tazira about due date. She said they

SPECIAL MESSAGE

VIEW AND PAY UTILITY BILLS ONLINE: [HTTPS://WWW.MUNICIPALONLINEPAYMENTS.COM/PALACIOSTX](https://www.municipalonlinepayments.com/palaciosTX)
and if late fees are added to next months bill, they will call. SE
STARTING JUNE 1ST, RESIDENTIAL BULK ITEMS (1 LIMIT MATTRESS, COUCH, WASHERS, DRYERS, ETC.) WILL BE PICKED UP ON THE 2ND FRIDAY OF EACH MONTH. RESIDENTIAL BRUSH WILL BE PICKED UP ON THE 4TH FRIDAY OF EACH MONTH. A COST WILL BE INCURRED WITH A BRUSH PICKUP. IN ORDER TO GET ON THE PICKUP LIST, PLEASE CONTACT CITY HALL @ 361-972-3605.

IN OBSERVANCE OF JUNETEENTH (JUNE 19TH), THE CITY OF PALACIOS WILL BE CLOSED.

DON'T FORGET TO REGISTER FOR ACCESS TO YOUR WATER ACCOUNT ONLINE. GO TO CP.SETFLOW.COM, ENTER ACCOUNT NUMBER AND WEB ACCESS CODE: palacioswater. CALL CITY HALL FOR MORE INFORMATION.

Payment Coupon

Please return this portion along with your payment and make your check payable to the City of Palacios.

ACCOUNT INFORMATION

ACCOUNT: 01-0420-02
SERVICE ADDRESS: 405 COMMERCE
SERVICE PERIOD: 04/18/2024 TO: 05/16/2024
BILLING DATE: 05/31/2024
DUE DATE: June 15, 2024

AMOUNT DUE

TOTAL AMOUNT DUE BY DUE DATE	79.12
TOTAL DUE IF PAID AFTER 06/15/2024	104.12

AMOUNT ENCLOSED

\$ 79.12 REMIT PAYMENT TO:

JUSTICE OF THE PEACE PCT #3
405 COMMERCE ST
PALACIOS TX 77465-5468



CITY OF PALACIOS
PO BOX 845
PALACIOS TEXAS 77465-0845

010-34410-405
- Tazira Reddy DATE: 6/10/2024 -

TXU

VENDOR # 2149 ACCT# 100064844327
 INV# 052003656461 INVOICE DATED 6-8-24 DESC APR-MAY 24

ADDRESS	ESI ID	METER #	SERV.	DATES	TOTAL	DEPT #
18 BAYVIEW MATAGORDA (JP#2)	10032789403973976	119711668	04/19/24	05/19/24	\$ 8.40	010-54410-462
405 COMMERCE PALACIOS(JP#3)	10032789440808411	119430885	04/23/24	05/21/24	\$ 241.52	010-54410-463
190 AVE F MARKHAM (JP#4)	10032789461015050	163788084	04/22/24	05/20/24	\$ 100.40	010-54410-464
2200 7TH ST (CMOB)	10032789456726070	558785152	04/05/24	05/05/24	\$ 2,328.36	010-54410-508
ODLTS 2200 7TH ST (CMOB)	10032789456726071	7007055012SD	04/05/24	05/05/24	\$ 32.57	010-54410-508
ODLTS 2200 7TH ST (CMOB)	10032789456726072	7007055046SD	04/05/24	05/05/24	\$ 22.07	010-54410-508
2021 AVE G BLDG 1 WELLS FARGO (CTOB)	10032789499291957	558782912	05/01/24	05/30/24	\$ 2,668.71	010-54410-509
1700 7TH ST (COURTHOUSE)	10032789496308881	558026869	05/01/24	05/30/24	\$ 6,091.39	010-54410-510
2323 AVE E (JAIL)	10032789405892400	558782187	05/01/24	05/30/24	\$ 4,255.68	010-54410-512
ODLTS 2323 AVE E (JAIL)	10032789405892401	7006958123SD	05/01/24	05/30/24	\$ 16.43	010-54410-512
2308 AVE F (S.O.)	10032789485567631	558782938	05/01/24	05/30/24	\$ 1,021.07	010-54410-560
MATAGORDA (TRANSFER ST)	10032789494278861	119431822	04/17/24	05/15/24	\$ 8.30	010-54410-595
EL MATON UNIT P43 (TRANSFER ST)	10032789482241440	169715859	04/12/24	05/12/24	\$ 22.81	010-54410-595
2604 NICHOLS AVE/CO BARN (PCT#1)	10032789459112270	122240792	04/09/24	05/07/24	\$ 181.58	010-54410-612
ODLTS NICHOLS AVE (PCT#1)	10032789485513550	7007116623SD	04/11/24	05/09/24	\$ 94.57	010-54410-612
ODLTS NICHOLS AVE (PCT#1)	10032789485513551	7007116651SD	04/29/24	05/28/24	\$ 21.87	010-54410-612
ODLTS NICHOLS AVE (PCT#1)	10032789485513552	7007116680SD	04/29/24	05/28/24	\$ 44.48	010-54410-612
HWY 60 OUTDOOR LTS(PCT#1)	10032789423558520	7006982603SD	04/24/24	05/22/24	\$ 19.73	010-54410-612
ODLTS 3520 NICHOLS AVE (PCT#1)	10032789479928771	7005770635SD	04/09/24	05/07/24	\$ 10.74	010-54410-612
17817 WOOD PLEDGER COMM CTR(PCT#1)	1008901015815710800100	190851001	04/19/24	05/19/24	\$ 53.54	010-54410-612
487 MAGNOLIA MATAGORDA CO BARN (PCT#2)	10032789414370120	200227986	04/19/24	05/19/24	\$ 124.38	010-54410-613
MAGNOLIA ODLTS MATAGORDA (PCT#2) Baseball	10032789419199850	7006973193SD	04/19/24	05/19/24	\$ 10.58	010-54410-613
414 FISHER MATAGORDA (PCT#2) Cstand	10032789427542180	200527912	04/19/24	05/19/24	\$ 12.98	010-54410-613
115 LAUREL MATAGORDA (PCT#2) OP OFFICE	10032789495257641	120726105	04/19/24	05/19/24	\$ 9.10	010-54410-613
772 LAUREL OLD SCHOOL MATAGORDA (PCT#2)	10032789417127397	148896249	04/19/24	05/19/24	\$ 8.79	010-54410-613
MATAGORDA FIREMAN'S HALL (PCT#2)	10032789446568110	122330875	04/19/24	05/19/24	\$ 230.44	010-54410-613
SELKIRK FIRE DEPT (PCT#2)	10032789427413670	122279171	04/18/24	05/16/24	\$ 33.64	010-54410-613
25000 SH 35 (PCT#3)	10032789453394875	120730531	04/12/24	05/12/24	\$ 100.51	010-54410-614
25000 SH 35 UNIT P7 (PCT#3)	10032789474945241	122240914	04/12/24	05/12/24	\$ 35.67	010-54410-614
ODLTS 25000 SH 35 (PCT#3)	10032789474945242	7005712552SD	04/12/24	05/12/24	\$ 86.96	010-54410-614
BLESSING BALLPRK W UNIT (PCT#4)	10032789402787491	558783656	05/01/24	05/30/24	\$ 2,468.54	010-54410-615
ODLTS BLESSING PRK (PCT#4)	10032789402787492	7006972189SD	05/01/24	05/30/24	\$ 148.49	010-54410-615
MIDFIELD COMM CTR (PCT#4)	10032789459047060	157104699	04/05/24	05/05/24	\$ 116.60	010-54410-615
ODLTS MIDFIELD COMM CTR (PCT#4)	10032789459047061	7007074246SD	04/05/24	05/05/24	\$ 10.55	010-54410-615
ODLTS MIDFIELD FIRE ST (PCT#4)	10032789461418841	7007068113SD	04/05/24	05/05/24	\$ 15.30	010-54410-615
190 AVE F MARKHAM ANNEX (PCT#4)	10032789426253880	157911497	04/22/24	05/20/24	\$ 30.51	010-54410-615

8 JUN 17 2024

TXU

ADDRESS	ESI ID	METER #	SERV.	DATES		DEPT #
BLESSING COMM CTR (PCT#4)	10032789461693260	161176296	05/01/24	05/30/24	\$ 272.36	010-54410-615
ST LTS BLESSING CC PAVILION (PCT#4)	10032789436470608	7005470886SD	04/29/24	05/28/24	\$ 19.77	010-54410-615
ODLTS BLESSING COMM CTR (PCT#4)	10032789461693261	7007074015SD	05/01/24	05/30/24	\$ 8.70	010-54410-615
MARKHAM COMM CTR (PCT#4)	10032789476839780	200043930	04/22/24	05/20/24	\$ 219.86	010-54410-615
ODLTS MARKHAM CC (PCT#4)	10032789476839781	7007105031OT	04/22/24	05/20/24	\$ 21.82	010-54410-615
HEFFINGER PRK LTS BLESSING (PCT#4)	10032789478079271	144074530	05/01/24	05/30/24	\$ 28.65	010-54410-615
ODLTS WATER WELL MIDFIELD (PCT#4)	10032789492176731	7007147859SD	04/05/24	05/05/24	\$ 16.01	010-54410-615
ODLTS BLESSING CC 932 (PCT#4)	10032789496744772	7007144530MV	04/30/24	05/29/24	\$ 14.50	010-54410-615
ODLTS BLESSING CC 935 (PCT#4)	10032789496744773	7005911722MV	04/30/24	05/29/24	\$ 50.55	010-54410-615
E END OF PRK BLESSING (PCT#4)	10032789497890130	119426810	05/01/24	05/30/24	\$ 95.50	010-54410-615
ST LTS BLESSING PRK (PCT#4)	10032789441468646	7005524968SD	04/29/24	05/28/24	\$ 46.16	010-54410-615
190 AVE F UNIT FIRESTATION MARKHAM (PCT#4)	10032789487564611	200305070	04/22/24	05/20/24	\$ 86.90	010-54410-615
RAWLS UNIT FIRESTATION MIDFIELD (PCT#4)	10032789433412700	136592656	04/05/24	05/05/24	\$ 309.83	010-54410-615
HOLDING PEN (FAIRGROUNDS)	10032789407891290	200574765	04/09/24	05/07/24	\$ 362.00	010-54410-661
CTR OF CARNIVAL (FAIRGROUNDS)	10032789419036321	125243718	04/09/24	05/07/24	\$ 8.47	010-54410-661
INDOOR ARENA (FAIRGROUNDS)	10032789419218250	592403229	04/09/24	05/07/24	\$ 872.59	010-54410-661
SHOW BARN/RV PARK (FAIRGROUNDS)	10032789443561762	590613354	04/09/24	05/07/24	\$ 188.07	010-54410-661
ODLTS HAMMAN RD (FAIRGROUNDS)	10032789443561763	7005516394SD	04/10/24	05/08/24	\$ 44.24	010-54410-661
OUTDOOR ARENA (FAIRGROUNDS)	10032789444026850	151900075	04/09/24	05/07/24	\$ 190.63	010-54410-661
HOME EC/MP BLDG (FAIRGROUNDS)	10032789474465420	592402234	04/09/24	05/07/24	\$ 627.80	010-54410-661
ODLTS NICHOLS RD (FAIRGROUNDS)	10032789480469090	7007112012SD	04/11/24	05/09/24	\$ 38.68	010-54410-661
FANS BACK OF ARENA (FAIRGROUNDS)	10032789499566851	119431781	04/09/24	05/07/24	\$ 114.25	010-54410-661
4511 FM 2668 UNIT 3 (FAIRGROUNDS)	10032789406762840	171155561	04/09/24	05/07/24	\$ 100.88	010-54410-661
FM 2668 UNIT 7 (FAIRGROUNDS)	10032789420166760	200229223	04/09/24	05/07/24	\$ 11.93	010-54410-661
ODLTS RIVERBEND MATAGORDA (MARINE)	10032789432664941	7006992918SD	04/19/24	05/19/24	\$ 21.80	010-54410-662
TOTAL:					\$24,459.21	

**BILL OUT TO MATAGORDA HISTORICAL SOCIETY
NEW METER**

Approved
County Auditor
[Signature]

SR JUN 17 2024



2149

Customer Name: MATAGORDA COUNTY
Account Number: 100064844327
Invoice Number: 052003656461
Invoice Date: 06/08/2024

Account Summary

Previous Balance	Credits/Payments	Balance Forward	Current Charges	Amount Due	Due Date
\$21,453.38	\$21,453.38 CR	\$0.00	\$24,459.21	\$24,459.21	07/08/2024

See remaining pages for invoice details.

Customer Communications

Shelly

JUN 17 2024 *SL*

How to Contact Us

Account Service Manager
Commercial Support Team
Phone: (866) 898-3465
Email: commercialsupport@txu.com
Customer Service: 8:30AM - 5:30PM M-F

Power Outage Notification:
American Electric Power - 1-866-223-8508
CenterPoint Energy - 1-800-332-7143

REP Certificate: #10004

Please return this portion with your payment in the enclosed envelope. Make checks payable to TXU Energy. Do not include correspondence with your payment.

The TXU Energy AidSM program helps families in critical situations with bill payment assistance.
For Donations Only

One-time gift to TXU Energy AidSM program \$ _____
Recurring monthly donation to TXU Energy AidSM program \$ _____

Account Number:
100064844327

Amount Due	Due Date
\$24,459.21	07/08/2024

To ensure proper payment posting, please provide this number (100064844327) on all payments and send to the address directly below.

SP 06 000084 33248E 1 A**SNGLP
|||

MATAGORDA COUNTY ✓
1700 7TH ST, RM 301
BAY CITY TX 77414-5034



✓ TXU ENERGY
PO BOX 650638
DALLAS, TX 75265-0638

21100064844327000244592100000000004

6

000084 1/36

Customer Name: MATAGORDA COUNTY
Account Number: 100064844327
Invoice Number: 052003656461
Invoice Date: 06/08/2024

Important Information

Your satisfaction is our top priority. Do you have feedback? Email us at txuexec@txu.com or write us at TXU Energy Executive Feedback, PO Box 650764, Dallas, TX 75265-0764. The amount billed may include price changes allowed by law or regulatory actions. See an unauthorized charge on your bill? Call us toll-free at 1-866-898-3465 (8:30AM - 5:30PM M-F), and we'll work to resolve any issues. If you're not satisfied with the resolution, you may file a complaint with the Public Utility Commission of Texas PO Box 13326, Austin, TX 78711-3326; (512) 936-7120 or toll-free in Texas (888) 782-8477. Hearing and speech-impaired individuals with text telephones (TTY) may contact the Public Utility Commission of Texas at (800) 735-2988.

Account Summary Detail

Previous Balance		\$	21,453.38	
Credits/Payments				
Inc. Check Payment	06/01/2024	\$	21,453.38	CR
Subtotal		\$	<u>21,453.38</u>	CR
Balance Forward		\$	0.00	
Debits/Charges		\$	0.00	



DST 00072061





Customer Name: MATAGORDA COUNTY
 Account Number: 100064844327
 Invoice Number: 052003656461
 Invoice Date: 06/08/2024

Account Summary

ESI ID Facility ID	Service Address	Start Service End Service	kWh Actual kW/kVA	Commercial TDU Charges	Commercial Taxes TDU Taxes	Total Charges	Flag
10032789496308881 ✓	1700 7TH ST BAY CITY, TX 77414-5080	05/01/2024 05/30/2024	91,776 182	\$3,816.18 \$2,275.21	\$0.00 \$0.00	\$6,091.39 ✓	
10032789456726070 ✓	2200 7TH ST BAY CITY, TX 77414-5254	04/05/2024 05/05/2024	28,680 94	\$1,155.58 \$1,172.78	\$0.00 \$0.00	\$2,328.36 ✓	
10032789456726072 ✓	2200 7TH ST UNIT FL BAY CITY, TX 77414-5254	04/05/2024 05/05/2024	155 -	\$6.20 \$15.87	\$0.00 \$0.00	\$22.07 ✓	
10032789456726071 ✓	2200 7TH ST UNIT FL BAY CITY, TX 77414-5254	04/05/2024 05/05/2024	208 -	\$8.31 \$24.26	\$0.00 \$0.00	\$32.57 ✓	
10032789485513551 ✓	NICHOLS AVE UNIT 400FLD2 BAY CITY, TX 77414	04/29/2024 05/28/2024	155 -	\$6.25 \$15.62	\$0.00 \$0.00	\$21.87 ✓	
10032789405892401 ✓	2323 AVENUE E BAY CITY, TX 77414-6001	05/01/2024 05/30/2024	104 -	\$4.28 \$12.15	\$0.00 \$0.00	\$16.43 ✓	
10032789405892400 ✓	2323 AVENUE E BAY CITY, TX 77414-6001	05/01/2024 05/30/2024	65,856 121	\$2,738.38 \$1,517.30	\$0.00 \$0.00	\$4,255.68 ✓	
10032789485567631 ✓	2308 AVENUE F BAY CITY, TX 77414-6045	05/01/2024 05/30/2024	14,240 34	\$594.75 \$426.32	\$0.00 \$0.00	\$1,021.07 ✓	
10032789499291957 ✓	2021 AVENUE G BLDG 1 BAY CITY, TX 77414-5003	05/01/2024 05/30/2024	37,040 90	\$1,540.16 \$1,128.55	\$0.00 \$0.00	\$2,668.71 ✓	
10032789419218250 ✓	4511 FM 2668 UNIT 1 BAY CITY, TX 77414-3991	04/09/2024 05/07/2024	8,000 42	\$314.93 \$557.66	\$0.00 \$0.00	\$872.59 ✓	
10032789474465420 ✓	4511 FM 2668 UNIT 2 BAY CITY, TX 77414-3991	04/09/2024 05/07/2024	2,800 43	\$110.22 \$517.58	\$0.00 \$0.00	\$627.80 ✓	
10032789406762840 ✓	4511 FM 2668 UNIT 3 BAY CITY, TX 77414-3991	04/09/2024 05/07/2024	241 5	\$9.49 \$91.39	\$0.00 \$0.00	\$100.88 ✓	
10032789499566851 ✓	4511 FM 2668 UNIT 4 BAY CITY, TX 77414-3991	04/09/2024 05/07/2024	13 9	\$0.52 \$113.73	\$0.00 \$0.00	\$114.25 ✓	
10032789444026850 ✓	4511 FM 2668 UNIT 5 BAY CITY, TX 77414-3991	04/09/2024 05/07/2024	51 15	\$2.01 \$188.62	\$0.00 \$0.00	\$190.63 ✓	
10032789407891290 ✓	4511 FM 2668 UNIT 6 BAY CITY, TX 77414-3991	04/09/2024 05/07/2024	1,165 26	\$45.87 \$316.13	\$0.00 \$0.00	\$362.00 ✓	
10032789420166760 ✓	4511 FM 2668 UNIT 7 BAY CITY, TX 77414-3991	04/09/2024 05/07/2024	62 3	\$2.44 \$9.49	\$0.00 \$0.00	\$11.93 ✓	
10032789419036321 ✓	4511 FM 2668 UNIT 8 BAY CITY, TX 77414-3991	04/09/2024 05/07/2024	27 -	\$1.06 \$7.41	\$0.00 \$0.00	\$8.47 ✓	
10032789443561762 ✓	4511 FM 2668 UNIT 9 BAY CITY, TX 77414-3991	04/09/2024 05/07/2024	720 12	\$28.36 \$159.71	\$0.00 \$0.00	\$188.07 ✓	
10032789443561763 ✓	HAMMAN RD ODLT 400HPS AL BAY CITY, TX 77414	04/10/2024 05/08/2024	310 -	\$12.51 \$31.73	\$0.00 \$0.00	\$44.24 ✓	
10032789423558520 ✓	STATE HIGHWAY 60 STLG 250HPSA BAY CITY, TX 77414	04/24/2024 05/22/2024	104 -	\$4.16 \$15.57	\$0.00 \$0.00	\$19.73 ✓	
10032789459112270 ✓	2604 NICHOLS AVE BAY CITY, TX 77414-6958	04/09/2024 05/07/2024	1,745 9	\$70.09 \$111.49	\$0.00 \$0.00	\$181.58 ✓	
10032789479928771 ✓	3588 1/2 NICHOLS AVE BAY CITY, TX 77414-7383	04/09/2024 05/07/2024	57 -	\$2.27 \$8.47	\$0.00 \$0.00	\$10.74 ✓	
10032789485513550 ✓	NICHOLS AVE UNIT 250HPSA BAY CITY, TX 77414	04/11/2024 05/09/2024	520 -	\$21.00 \$73.57	\$0.00 \$0.00	\$94.57 ✓	
10032789485513552 ✓	NICHOLS AVE UNIT 400FLD1 BAY CITY, TX 77414	04/29/2024 05/28/2024	310 -	\$12.75 \$31.73	\$0.00 \$0.00	\$44.48 ✓	
10032789480469090 ✓	NICHOLS RD UNIT 250HPSA BAY CITY, TX 77414	04/11/2024 05/09/2024	208 -	\$8.39 \$30.29	\$0.00 \$0.00	\$38.68 ✓	
10032789461693261 ✓	FM 616 W BLESSING, TX 77419	05/01/2024 05/30/2024	39 -	\$1.57 \$7.13	\$0.00 \$0.00	\$8.70 ✓	

000084 2/83

Customer Name: MATAGORDA COUNTY
 Account Number: 100064844327
 Invoice Number: 052003656461
 Invoice Date: 06/08/2024

ESI ID Facility ID	Service Address	Start Service End Service	kWh Actual kW/kVA	Commercial TDU Charges	Commercial Taxes TDU Taxes	Total Charges	Flag
10032789402787492 ✓	FM 616 W STLG 250HPS BLESSING, TX 77419	05/01/2024 05/30/2024	832 -	\$33.55 \$114.94	\$0.00 \$0.00	\$148.49 ✓	
10032789478079271 ✓	AVENUE C UNIT PRKLITE BLESSING, TX 77419	05/01/2024 05/30/2024	227 2	\$9.29 \$19.36	\$0.00 \$0.00	\$28.65 ✓	
10032789436470608 ✓	139 FM 616 W STLG 250HPS BLESSING, TX 77419	04/29/2024 05/28/2024	104 -	\$4.20 \$15.57	\$0.00 \$0.00	\$19.77 ✓	
10032789461693260 ✓	FM 616 W UNIT COUNTY BLESSING, TX 77419	05/01/2024 05/30/2024	957 19	\$38.97 \$233.39	\$0.00 \$0.00	\$272.36 ✓	
10032789402787491 ✓	560 FM 616 W UNIT PARK BLESSING, TX 77419	05/01/2024 05/30/2024	3,648 205	\$148.56 \$2,319.98	\$0.00 \$0.00	\$2,468.54 ✓	
10032789497890130 ✓	201 FM 616 W UNIT SEWLIFT BLESSING, TX 77419	05/01/2024 05/30/2024	893 8	\$36.37 \$59.13	\$0.00 \$0.00	\$95.50 ✓	
10032789496744773 ✓	935 STREETLIGHT STLG 400MV BLESSING, TX 77419	04/30/2024 05/29/2024	290 -	\$11.69 \$38.86	\$0.00 \$0.00	\$50.55 ✓	
10032789496744772 ✓	932 STREETLIGHT UNIT 175MV BLESSING, TX 77419	04/30/2024 05/29/2024	70 -	\$2.82 \$11.68	\$0.00 \$0.00	\$14.50 ✓	
10032789482241440 ✓	FM 459 UNIT P43 EL MATON, TX 77440	04/12/2024 05/12/2024	171 -	\$6.82 \$15.99	\$0.00 \$0.00	\$22.81 ✓	
10032789476839781 ✓	190 AVENUE F ODLT 400HPS MARKHAM, TX 77456	04/22/2024 05/20/2024	155 -	\$6.20 \$15.62	\$0.00 \$0.00	\$21.82 ✓	
10032789426253880 ✓	190 AVENUE F UNIT ANNEX MARKHAM, TX 77456	04/22/2024 05/20/2024	247 2	\$9.99 \$20.52	\$0.00 \$0.00	\$30.51 ✓	
10032789476839780 ✓	190 AVENUE F UNIT COMMCNT MARKHAM, TX 77456	04/22/2024 05/20/2024	1,177 13	\$47.59 \$172.27	\$0.00 \$0.00	\$219.86 ✓	
10032789487564611 ✓	190 AVENUE F UNIT FIRESTA MARKHAM, TX 77456	04/22/2024 05/20/2024	812 -	\$32.76 \$54.14	\$0.00 \$0.00	\$86.90 ✓	
10032789461015050 ✓	190 AVENUE F UNIT JP OFF MARKHAM, TX 77456	04/22/2024 05/20/2024	947 -	\$38.22 \$62.18	\$0.00 \$0.00	\$100.40 ✓	
10032789427413670 ✓	1203 COUNTY ROAD 243 UNIT FIRESTA MATAGORDA, TX 77457	04/18/2024 05/16/2024	279 4	\$11.23 \$22.41	\$0.00 \$0.00	\$33.64 ✓	
10032789403973976 ✓	18 COUNTY ROAD 252 MATAGORDA, TX 77457	04/19/2024 05/19/2024	26 2	\$1.05 \$7.35	\$0.00 \$0.00	\$8.40 ✓	
10032789427542180 ✓	414 FISHER MATAGORDA, TX 77457	04/19/2024 05/19/2024	72 -	\$2.89 \$10.09	\$0.00 \$0.00	\$12.98 ✓	
10032789494278861 ✓	OLD GULF RD UNIT STATION COLLECT STA MATAGORDA, TX 77457	04/17/2024 05/15/2024	25 -	\$1.00 \$7.30	\$0.00 \$0.00	\$8.30 ✓	
10032789495257641 ✓	115 LAUREL MATAGORDA, TX 77457	04/19/2024 05/19/2024	33 2	\$1.33 \$7.77	\$0.00 \$0.00	\$9.10 ✓	
10032789417127397 ✓	772 LAUREL SEASONAL METER MATAGORDA, TX 77457	04/19/2024 05/19/2024	30 2	\$1.21 \$7.58	\$0.00 \$0.00	\$8.79 ✓	
10032789419199850 ✓	MAGNOLIA ST ODLT 150HPS MATAGORDA, TX 77457	04/19/2024 05/19/2024	57 -	\$2.26 \$8.32	\$0.00 \$0.00	\$10.58 ✓	
10032789414370120 ✓	487 MAGNOLIA ST UNIT COUNTY MATAGORDA, TX 77457	04/19/2024 05/19/2024	1,187 7	\$47.91 \$76.47	\$0.00 \$0.00	\$124.38 ✓	
10032789446568110 ✓	637 MARKET ST UNIT FIRESTA MATAGORDA, TX 77457	04/19/2024 05/19/2024	1,301 13	\$52.51 \$177.93	\$0.00 \$0.00	\$230.44 ✓	
10032789432664941 ✓	2 RIVER BEND ODLT 400HPS MATAGORDA, TX 77457	04/19/2024 05/19/2024	155 -	\$6.18 \$15.62	\$0.00 \$0.00	\$21.80 ✓	
10032789492176731 ✓	HIGHWAY 111 ODL MIDFIELD, TX 77458	04/05/2024 05/05/2024	104 -	\$4.08 \$11.93	\$0.00 \$0.00	\$16.01 ✓	

DST 00072061





Customer Name: MATAGORDA COUNTY
Account Number: 100064844327
Invoice Number: 052003656461
Invoice Date: 06/08/2024

ESI ID Facility ID	Service Address	Start Service End Service	kWh Actual kW/kVA	Commercial TDU Charges	Commercial Taxes TDU Taxes	Total Charges	Flag
10032789459047060 ✓	110 JUNETTA AVE MIDFIELD, TX 77458	04/05/2024 05/05/2024	277 8	\$10.93 \$105.67	\$0.00 \$0.00	\$116.60 ✓	
10032789459047061 ✓	110 JUNETTA ODLT 150HPS AL MIDFIELD, TX 77458	04/05/2024 05/05/2024	57 -	\$2.23 \$8.32	\$0.00 \$0.00	\$10.55 ✓	
10032789461418841 ✓	RAWLS ODL MIDFIELD, TX 77458	04/05/2024 05/05/2024	104 -	\$4.08 \$11.22	\$0.00 \$0.00	\$15.30 ✓	
10032789433412700 ✓	RAWLS UNIT FIRESTA MIDFIELD, TX 77458	04/05/2024 05/05/2024	3,793 10	\$149.73 \$160.10	\$0.00 \$0.00	\$309.83 ✓	
10032789441468646 ✓	955 STREETLIGHT STLG 1000HPS MIDFIELD, TX 77458	04/29/2024 05/28/2024	367 -	\$14.80 \$31.36	\$0.00 \$0.00	\$46.16 ✓	
10032789440808411 ✓	405 COMMERCE ST PALACIOS, TX 77465-5468	04/23/2024 05/21/2024	2,377 9	\$97.53 \$143.99	\$0.00 \$0.00	\$241.52 ✓	
10032789474945242 ✓	25000 STATE HIGHWAY 35 S PALACIOS, TX 77465-1920	04/12/2024 05/12/2024	620 -	\$24.50 \$62.46	\$0.00 \$0.00	\$86.96 ✓	
10032789453394875 ✓	25000 STATE HIGHWAY 35 S UNIT OFFIC PALACIOS, TX 77465-1920	04/12/2024 05/12/2024	951 6	\$38.10 \$62.41	\$0.00 \$0.00	\$100.51 ✓	
10032789474945241 ✓	25000 STATE HIGHWAY 35 S UNIT P7 PALACIOS, TX 77465-1920	04/12/2024 05/12/2024	300 4	\$12.02 \$23.65	\$0.00 \$0.00	\$35.67 ✓	
1008901015815710800100 ✓	17817 WOOD PLEDGER, TX 77468-0000	04/19/2024 05/19/2024	343 3	\$13.85 \$39.69	\$0.00 \$0.00	\$53.54 ✓	

\$24,459.21

Flag Key

F - Final Bill

A - Adjusted Period

E - Estimated

Debits

-

Current Charges

\$24,459.21

Customer Name: MATAGORDA COUNTY
 Account Number: 100064844327
 Invoice Number: 052003656461
 Invoice Date: 06/08/2024

ESI ID Detail:

510

Service Address:

1700 7TH ST BAY CITY, TX 77414-5080

ESI ID: 10032789496308881

Product:

Fixed Price

Meter ID	Days	Read Type	Previous Read Date	Previous Meter Read	Current Read Date	Current Meter Read	Multiplier	Usage (kWh)	Actual kW/kVA	Billed kW/kVA
558026869	30	Actual	05/01/2024	✓ 54,409	05/30/2024	54,887	192.00	91,776	182	181
TOTAL								91,776	182	181

Electric Service Commercial

Service Period: 05/01/2024 to 05/30/2024 ✓
 TXU Energy Fixed Price

Base Usage	91,776 kWh @	\$ 0.0377995	\$3,469.09
Other Charges			\$102.36
Market Securitization (Debt) Financing			\$54.43
Other ERCOT Incremental AS Charges			\$107.97
PUC Assessment			\$6.25
Gross Receipts Reimb			\$76.08

Total Commercial Charges	\$3,816.18
---------------------------------	-------------------

Electric Service Distribution

Service Period: 05/01/2024 to 05/30/2024

Base Charge			\$2.02
Meter Charge			\$12.67
Distribution System Charge	181.4 kW @	\$ 4.869	\$883.24
Transmission Cost Recov Factor	181.4 kW @	\$ 3.965003	\$719.25
Distribution Cost Recovery	181.4 kW @	\$ 1.616428	\$293.22
Transition Charge (TC3)	181.4 kW @	\$ 0.718808	\$130.39
Storm Recovery Charge	181.4 kW @	\$ 0.314425	\$57.04
Nuclear Decommission	181.4 kW @	\$ 0.046998	\$8.53
Storm Recovery Tax Credit	181.4 kW @	\$ 0.016068	\$2.91 CR
Regulatory Asset Recovery	181.4 kW @	\$ 0.052535	\$9.53
Energy Efficiency	91,776 kWh @	\$ 0.000902	\$82.78
TEEEF	181.4 kW @	\$ 0.1949	\$35.35
PUC Assessment			\$3.35
Gross Receipts Reimb			\$40.75

Total Distribution Charges	\$2,275.21
-----------------------------------	-------------------

TOTAL CHARGES FOR ESI ID	\$6,091.39 ✓
---------------------------------	---------------------



Customer Name: MATAGORDA COUNTY
 Account Number: 100064844327
 Invoice Number: 052003656461
 Invoice Date: 06/08/2024

ESI ID Detail: 508

Service Address: 2200 7TH ST BAY CITY, TX 77414-5254
 Product: Fixed Price

ESI ID: 10032789456726070

Meter ID	Days	Read Type	Previous Read Date	Previous Meter Read	Current Read Date	Current Meter Read	Multiplier	Usage (kWh)	Actual kW/kVA	Billed kW/kVA
558785152	31	Actual	04/05/2024	✓ 82,387	05/05/2024	83,104	40.00	28,680	94	94
TOTAL								28,680	94	94

Electric Service Commercial

Service Period: 04/05/2024 to 05/05/2024 ✓

TXU Energy Fixed Price

Base Usage	28,680 kWh @	\$ 0.0377995	\$1,084.09
Other Charges			\$10.78
Market Securitization (Debt) Financing			\$18.47
Other ERCOT Incremental AS Charges			\$17.31
PUC Assessment			\$1.89
Gross Receipts Reimb			\$23.04

Total Commercial Charges	\$1,155.58
---------------------------------	-------------------

Electric Service Distribution

Service Period: 04/05/2024 to 05/05/2024

Base Charge		\$2.02
Meter Charge		\$12.67
Distribution System Charge	94.2 kW @	\$ 4.869 \$458.66
Transmission Cost Recov Factor	94.2 kW @	\$ 3.965003 \$373.50
Distribution Cost Recovery	94.2 kW @	\$ 1.616428 \$152.27
Transition Charge (TC3)	100.1 kW @	\$ 0.718808 \$71.95
Storm Recovery Charge	100.1 kW @	\$ 0.314425 \$31.47
Storm Recovery Tax Credit	100.1 kW @	\$ 0.016068 \$1.61 CR
Regulatory Asset Recovery	94.2 kW @	\$ 0.052535 \$4.95
Energy Efficiency	28,680 kWh @	\$ 0.000902 \$25.87
TEEEF	94.2 kW @	\$ 0.1949 \$18.36
PUC Assessment		\$1.72
Gross Receipts Reimb		\$20.95

Total Distribution Charges	\$1,172.78
-----------------------------------	-------------------

TOTAL CHARGES FOR ESI ID	\$2,328.36 ✓
---------------------------------	---------------------

000084 4/33

000084 4/33

Customer Name: MATAGORDA COUNTY
 Account Number: 100064844327
 Invoice Number: 052003656461
 Invoice Date: 06/08/2024

ESI ID Detail: 508

Service Address: 2200 7TH ST UNIT FL BAY CITY, TX 77414-5254
 Product: Fixed Price

ESI ID: 10032789456726072

Meter ID	Days	Read Type	Previous Read Date	Previous Meter Read	Current Read Date	Current Meter Read	Multiplier	Usage (kWh)	Actual kW/kVA	Billed kW/kVA
7007055046SD	31	Actual	04/05/2024	0	05/05/2024	✓ 155	1.00	155	-	-
TOTAL								155	0	0

Electric Service Commercial

Service Period: 04/05/2024 to 05/05/2024 ✓

TXU Energy Fixed Price

Base Usage	155 kWh @	\$ 0.0377995	\$5.86
Other Charges			\$0.04
Market Securitization (Debt) Financing			\$0.10
Other ERCOT Incremental AS Charges			\$0.07
PUC Assessment			\$0.01
Gross Receipts Reimb			\$0.12

Total Commercial Charges \$6.20

Electric Service Distribution

Service Period: 04/05/2024 to 05/05/2024

Outdoor Lighting - Facilities			\$5.26
Distribution System Charge	155 kWh @	\$ 0.0210968	\$3.27
Transmission Cost Recov Factor	155 kWh @	\$ 0.0096774	\$1.50
Distribution Cost Recovery	155 kWh @	\$ 0.0154194	\$2.39
Transition Charge (TC3)	155 kWh @	\$ 0.0091613	\$1.42
Storm Recovery Charge	155 kWh @	\$ 0.0098065	\$1.52
Storm Recovery Tax Credit	155 kWh @	\$ 0.0005161	\$0.08 CR
Regulatory Asset Recovery	155 kWh @	\$ 0.0002581	\$0.04
TEEEF	155 kWh @	\$ 0.0018065	\$0.28
PUC Assessment			\$0.02
Gross Receipts Reimb			\$0.25

Total Distribution Charges \$15.87

TOTAL CHARGES FOR ESI ID \$22.07 ✓

DST 00072061





Customer Name: MATAGORDA COUNTY
 Account Number: 100064844327
 Invoice Number: 052003656461
 Invoice Date: 06/08/2024

ESI ID Detail:

508

Service Address:

2200 7TH ST UNIT FL BAY CITY, TX 77414-5254

ESI ID: 10032789456726071

Product:

Fixed Price

Meter ID	Days	Read Type	Previous Read Date	Previous Meter Read	Current Read Date	Current Meter Read	Multiplier	Usage (kWh)	Actual kW/kVA	Billed kW/kVA
7007055012SD	31	Actual	04/05/2024	0	05/05/2024	✓ 208	1.00	208	-	-
TOTAL								208	0	0

Electric Service Commercial

Service Period: 04/05/2024 to 05/05/2024 ✓

TXU Energy Fixed Price

Base Usage	208 kWh @	\$ 0.0377995	\$7.86
Other Charges			\$0.05
Market Securitization (Debt) Financing			\$0.13
Other ERCOT Incremental AS Charges			\$0.09
PUC Assessment			\$0.01
Gross Receipts Reimb			\$0.17

Total Commercial Charges \$8.31

Electric Service Distribution

Service Period: 04/05/2024 to 05/05/2024

Outdoor Lighting - Facilities			\$9.96
Distribution System Charge	208 kWh @	\$ 0.0210577	\$4.38
Transmission Cost Recov Factor	208 kWh @	\$ 0.0096635	\$2.01
Distribution Cost Recovery	208 kWh @	\$ 0.0153846	\$3.20
Transition Charge (TC3)	208 kWh @	\$ 0.0091827	\$1.91
Storm Recovery Charge	208 kWh @	\$ 0.0097596	\$2.03
Storm Recovery Tax Credit	208 kWh @	\$ 0.0004808	\$0.10 CR
Regulatory Asset Recovery	208 kWh @	\$ 0.0002885	\$0.06
TEEEF	208 kWh @	\$ 0.0018269	\$0.38
PUC Assessment			\$0.03
Gross Receipts Reimb			\$0.40

Total Distribution Charges \$24.26

TOTAL CHARGES FOR ESI ID \$32.57 ✓

Customer Name: MATAGORDA COUNTY
 Account Number: 100064844327
 Invoice Number: 052003656461
 Invoice Date: 06/08/2024

ESI ID Detail:

612

Service Address:

NICHOLS AVE UNIT 400FLD2 BAY CITY, TX 77414

ESI ID: 10032789485513551

Product:

Fixed Price

Meter ID	Days	Read Type	Previous Read Date	Previous Meter Read	Current Read Date	Current Meter Read	Multiplier	Usage (kWh)	Actual kW/kVA	Billed kW/kVA
7007116651SD	30	Actual	04/29/2024	0	05/28/2024	✓ 155	1.00	155	-	-
TOTAL								155	0	0

Electric Service Commercial

Service Period: 04/29/2024 to 05/28/2024 ✓
 TXU Energy Fixed Price

Base Usage	155 kWh @	\$ 0.0377995	\$5.86
Other Charges			\$0.15
Market Securitization (Debt) Financing			\$0.09
Other ERCOT Incremental AS Charges			\$0.14
PUC Assessment			\$0.01

Total Commercial Charges \$6.25

Electric Service Distribution

Service Period: 04/29/2024 to 05/28/2024

Outdoor Lighting - Facilities			\$5.26
Distribution System Charge	155 kWh @	\$ 0.0210968	\$3.27
Transmission Cost Recov Factor	155 kWh @	\$ 0.0096774	\$1.50
Distribution Cost Recovery	155 kWh @	\$ 0.0154194	\$2.39
Transition Charge (TC3)	155 kWh @	\$ 0.0091613	\$1.42
Storm Recovery Charge	155 kWh @	\$ 0.0098065	\$1.52
Storm Recovery Tax Credit	155 kWh @	\$ 0.0005161	\$0.08 CR
Regulatory Asset Recovery	155 kWh @	\$ 0.0002581	\$0.04
TEEEF	155 kWh @	\$ 0.0018065	\$0.28
PUC Assessment			\$0.02

Total Distribution Charges \$15.62

TOTAL CHARGES FOR ESI ID \$21.87 ✓



Customer Name: MATAGORDA COUNTY
 Account Number: 100064844327
 Invoice Number: 052003656461
 Invoice Date: 06/08/2024

ESI ID Detail:

512

Service Address:

2323 AVENUE E BAY CITY, TX 77414-6001

ESI ID: 10032789405892401

Product:

Fixed Price

Meter ID	Days	Read Type	Previous Read Date	Previous Meter Read	Current Read Date	Current Meter Read	Multiplier	Usage (kWh)	Actual kW/kVA	Billed kW/kVA
7006958123SD	30	Actual	05/01/2024	0	05/30/2024	✓ 104	1.00	104	-	-
TOTAL								104	0	0

Electric Service Commercial

Service Period: 05/01/2024 to 05/30/2024 ✓

TXU Energy Fixed Price

Base Usage	104 kWh @	\$ 0.0377995	\$3.93
Other Charges			\$0.10
Market Securitization (Debt) Financing			\$0.06
Other ERCOT Incremental AS Charges			\$0.09
PUC Assessment			\$0.01
Gross Receipts Reimb			\$0.09

Total Commercial Charges \$4.28

Electric Service Distribution

Service Period: 05/01/2024 to 05/30/2024

Outdoor Lighting - Facilities			\$4.98
Distribution System Charge	104 kWh @	\$ 0.0210577	\$2.19
Transmission Cost Recov Factor	104 kWh @	\$ 0.0096154	\$1.00
Distribution Cost Recovery	104 kWh @	\$ 0.0153846	\$1.60
Transition Charge (TC3)	104 kWh @	\$ 0.0091346	\$0.95
Storm Recovery Charge	104 kWh @	\$ 0.0098077	\$1.02
Nuclear Decommission	104 kWh @	\$ 0.0001923	\$0.02
Storm Recovery Tax Credit	104 kWh @	\$ 0.0004808	\$0.05 CR
Regulatory Asset Recovery	104 kWh @	\$ 0.0002885	\$0.03
TEEEF	104 kWh @	\$ 0.0018269	\$0.19
PUC Assessment			\$0.02
Gross Receipts Reimb			\$0.20

Total Distribution Charges \$12.15

TOTAL CHARGES FOR ESI ID \$16.43 ✓

Customer Name: MATAGORDA COUNTY
 Account Number: 100064844327
 Invoice Number: 052003656461
 Invoice Date: 06/08/2024

ESI ID Detail:

512

Service Address:

2323 AVENUE E BAY CITY, TX 77414-6001

ESI ID: 10032789405892400

Product:

Fixed Price

Meter ID	Days	Read Type	Previous Read Date	Previous Meter Read	Current Read Date	Current Meter Read	Multiplier	Usage (kWh)	Actual kW/kVA	Billed kW/kVA
558782187	30	Actual	05/01/2024	✓ 43,893	05/30/2024	44,236	192.00	65,856	121	120
TOTAL								65,856	121	120

Electric Service Commercial

Service Period: 05/01/2024 to 05/30/2024 ✓

TXU Energy Fixed Price

Base Usage	65,856 kWh @	\$ 0.0377995	\$2,489.32
Other Charges			\$73.45
Market Securitization (Debt) Financing			\$39.06
Other ERCOT Incremental AS Charges			\$77.47
PUC Assessment			\$4.48
Gross Receipts Reimb			\$54.60

Total Commercial Charges \$2,738.38

Electric Service Distribution

Service Period: 05/01/2024 to 05/30/2024

Base Charge			\$2.02
Meter Charge			\$12.67
Distribution System Charge	120.2 kW @	\$ 4.869	\$585.25
Transmission Cost Recov Factor	120.2 kW @	\$ 3.965003	\$476.59
Distribution Cost Recovery	120.2 kW @	\$ 1.616428	\$194.29
Transition Charge (TC3)	120.2 kW @	\$ 0.718808	\$86.40
Storm Recovery Charge	120.2 kW @	\$ 0.314425	\$37.79
Nuclear Decommission	120.2 kW @	\$ 0.046998	\$5.65
Storm Recovery Tax Credit	120.2 kW @	\$ 0.016068	\$1.93 CR
Regulatory Asset Recovery	120.2 kW @	\$ 0.052535	\$6.31
Energy Efficiency	65,856 kWh @	\$ 0.000902	\$59.40
TEEEF	120.2 kW @	\$ 0.1949	\$23.43
PUC Assessment			\$2.23
Gross Receipts Reimb			\$27.20

Total Distribution Charges \$1,517.30

TOTAL CHARGES FOR ESI ID \$4,255.68 ✓

DST 00072061





Customer Name: MATAGORDA COUNTY
 Account Number: 100064844327
 Invoice Number: 052003656461
 Invoice Date: 06/08/2024

ESI ID Detail:

560

Service Address:

2308 AVENUE F BAY CITY, TX 77414-6045

ESI ID: 10032789485567631

Product:

Fixed Price

Meter ID	Days	Read Type	Previous Read Date	Previous Meter Read	Current Read Date	Current Meter Read	Multiplier	Usage (kWh)	Actual kW/kVA	Billed kW/kVA
558782938	30	Actual	05/01/2024	✓ 21,986	05/30/2024	22,164	80.00	14,240	34	33
TOTAL								14,240	34	33

Electric Service Commercial

Service Period: 05/01/2024 to 05/30/2024 ✓

TXU Energy Fixed Price

Base Usage	14,240 kWh @	\$ 0.0377995	\$538.26
Other Charges			\$16.95
Market Securitization (Debt) Financing			\$8.45
Other ERCOT Incremental AS Charges			\$18.26
PUC Assessment			\$0.97
Gross Receipts Reimb			\$11.86

Total Commercial Charges \$594.75

Electric Service Distribution

Service Period: 05/01/2024 to 05/30/2024

Base Charge			\$2.02
Meter Charge			\$12.67
Distribution System Charge	33.2 kW @	\$ 4.869	\$161.65
Transmission Cost Recov Factor	33.2 kW @	\$ 3.965003	\$131.64
Distribution Cost Recovery	33.2 kW @	\$ 1.616428	\$53.67
Transition Charge (TC3)	33.2 kW @	\$ 0.718808	\$23.86
Storm Recovery Charge	33.2 kW @	\$ 0.314425	\$10.44
Nuclear Decommission	33.2 kW @	\$ 0.046998	\$1.56
Storm Recovery Tax Credit	33.2 kW @	\$ 0.016068	\$0.53 CR
Regulatory Asset Recovery	33.2 kW @	\$ 0.052535	\$1.74
Energy Efficiency	14,240 kWh @	\$ 0.000902	\$12.84
TEEEF	33.2 kW @	\$ 0.1949	\$6.47
PUC Assessment			\$0.63
Gross Receipts Reimb			\$7.66

Total Distribution Charges \$426.32

TOTAL CHARGES FOR ESI ID \$1,021.07 ✓

Customer Name: MATAGORDA COUNTY
 Account Number: 100064844327
 Invoice Number: 052003656461
 Invoice Date: 06/08/2024

ESI ID Detail:
 Service Address:
 Product:

509
 QTOB

2021 AVENUE G BLDG 1 BAY CITY, TX 77414-5003
 Fixed Price

ESI ID: 10032789499291957

Meter ID	Days	Read Type	Previous Read Date	Previous Meter Read	Current Read Date	Current Meter Read	Multiplier	Usage (kWh)	Actual kW/kVA	Billed kW/kVA
558782912	30	Actual	05/01/2024	✓ 121,817	05/30/2024	122,743	40.00	37,040	90	90
TOTAL								37,040	90	90

Electric Service Commercial

Service Period: 05/01/2024 to 05/30/2024 ✓

TXU Energy Fixed Price

Base Usage	37,040 kWh @	\$ 0.0377995	\$1,400.09
Other Charges			\$41.31
Market Securitization (Debt) Financing			\$21.96
Other ERCOT Incremental AS Charges			\$43.57
PUC Assessment			\$2.52
Gross Receipts Reimb			\$30.71

Total Commercial Charges \$1,540.16

Electric Service Distribution

Service Period: 05/01/2024 to 05/30/2024

Base Charge			\$2.02
Meter Charge			\$12.67
Distribution System Charge	90 kW @	\$ 4.869	\$438.21
Transmission Cost Recov Factor	90 kW @	\$ 3.965003	\$356.85
Distribution Cost Recovery	90 kW @	\$ 1.616428	\$145.48
Transition Charge (TC3)	90 kW @	\$ 0.718808	\$64.69
Storm Recovery Charge	90 kW @	\$ 0.314425	\$28.30
Nuclear Decommission	90 kW @	\$ 0.046998	\$4.23
Storm Recovery Tax Credit	90 kW @	\$ 0.016068	\$1.45 CR
Regulatory Asset Recovery	90 kW @	\$ 0.052535	\$4.73
Energy Efficiency	37,040 kWh @	\$ 0.000902	\$33.41
TEEEF	90 kW @	\$ 0.1949	\$17.54
PUC Assessment			\$1.66
Gross Receipts Reimb			\$20.21

Total Distribution Charges \$1,128.55

TOTAL CHARGES FOR ESI ID \$2,668.71 ✓



Customer Name: MATAGORDA COUNTY
 Account Number: 100064844327
 Invoice Number: 052003656461
 Invoice Date: 06/08/2024

ESI ID Detail:

661

Service Address:

4511 FM 2668 UNIT 1 BAY CITY, TX 77414-3991

ESI ID: 10032789419218250

Product:

Fixed Price

Meter ID	Days	Read Type	Previous Read Date	Previous Meter Read	Current Read Date	Current Meter Read	Multiplier	Usage (kWh)	Actual kW/kVA	Billed kW/kVA
592403229	29	Actual	04/09/2024	✓ 1,277	05/07/2024	1,327	160.00	8,000	42	41
TOTAL								8,000	42	41

Electric Service Commercial

Service Period: 04/09/2024 to 05/07/2024 ✓

TXU Energy Fixed Price

Base Usage	8,000 kWh @	\$ 0.0377995	\$302.40
Other Charges			\$3.30
Market Securitization (Debt) Financing			\$4.75
Other ERCOT Incremental AS Charges			\$3.95
PUC Assessment			\$0.53

Total Commercial Charges \$314.93


Electric Service Distribution

Service Period: 04/09/2024 to 05/07/2024

Base Charge			\$2.02
Meter Charge			\$12.67
Distribution System Charge	41 kW @	\$ 4.869	\$199.63
Transmission Cost Recov Factor	41 kW @	\$ 3.965003	\$162.57
Distribution Cost Recovery	41 kW @	\$ 1.616428	\$66.27
Transition Charge (TC3)	8,000 kWh @	\$ 0.00916	\$73.28
Storm Recovery Charge	77.4 kW @	\$ 0.314425	\$24.34
Storm Recovery Tax Credit	77.4 kW @	\$ 0.016068	\$1.24 CR
Regulatory Asset Recovery	41 kW @	\$ 0.052535	\$2.15
Energy Efficiency	8,000 kWh @	\$ 0.000902	\$7.22
TEEEF	41 kW @	\$ 0.1949	\$7.99
PUC Assessment			\$0.76

Total Distribution Charges \$557.66

TOTAL CHARGES FOR ESI ID \$872.59 ✓



Customer Name: MATAGORDA COUNTY
 Account Number: 100064844327
 Invoice Number: 052003656461
 Invoice Date: 06/08/2024

ESI ID Detail:

661

Service Address:

4511 FM 2668 UNIT 2-BAY CITY, TX 77414-3991

ESI ID: 10032789474465420

Product:

Fixed Price

Meter ID	Days	Read Type	Previous Read Date	Previous Meter Read	Current Read Date	Current Meter Read	Multiplier	Usage (kWh)	Actual kW/kVA	Billed kW/kVA
592402234	29	Actual	04/09/2024	✓ 110	05/07/2024	138	100.00	2,800	43	43
TOTAL								2,800	43	43

Electric Service Commercial

Service Period: 04/09/2024 to 05/07/2024 ✓

TXU Energy Fixed Price

Base Usage	2,800 kWh @	\$ 0.0377995	\$105.84
Other Charges			\$1.16
Market Securitization (Debt) Financing			\$1.66
Other ERCOT Incremental AS Charges			\$1.38
PUC Assessment			\$0.18

Total Commercial Charges	\$110.22
---------------------------------	-----------------

Electric Service Distribution

Service Period: 04/09/2024 to 05/07/2024

Base Charge			\$2.02
Meter Charge			\$12.67
Distribution System Charge	43.1 kW @	\$ 4.869	\$209.85
Transmission Cost Recov Factor	43.1 kW @	\$ 3.965003	\$170.89
Distribution Cost Recovery	43.1 kW @	\$ 1.616428	\$69.67
Transition Charge (TC3)	2,800 kWh @	\$ 0.00916	\$25.65
Storm Recovery Charge	43.1 kW @	\$ 0.314425	\$13.55
Storm Recovery Tax Credit	43.1 kW @	\$ 0.016068	\$0.69 CR
Regulatory Asset Recovery	43.1 kW @	\$ 0.052535	\$2.26
Energy Efficiency	2,800 kWh @	\$ 0.000902	\$2.53
TEEEF	43.1 kW @	\$ 0.1949	\$8.40
PUC Assessment			\$0.78

Total Distribution Charges	\$517.58
-----------------------------------	-----------------

TOTAL CHARGES FOR ESI ID	\$627.80 ✓
---------------------------------	-------------------





Customer Name: MATAGORDA COUNTY
 Account Number: 100064844327
 Invoice Number: 052003656461
 Invoice Date: 06/08/2024

ESI ID Detail:

661

Service Address:

4511 FM 2668 UNIT 3 BAY CITY, TX 77414-3991

ESI ID: 10032789406762840

Product:

Fixed Price

Meter ID	Days	Read Type	Previous Read Date	Previous Meter Read	Current Read Date	Current Meter Read	Multiplier	Usage (kWh)	Actual kW/kVA	Billed kW/kVA
171155561	29	Actual	04/09/2024	✓ 13,325	05/07/2024	13,566	1.00	241	5	5
TOTAL								241	5	5

Electric Service Commercial

Service Period: 04/09/2024 to 05/07/2024 ✓

TXU Energy Fixed Price

Base Usage	241 kWh @	\$ 0.0377995	\$9.11
Other Charges			\$0.10
Market Securitization (Debt) Financing			\$0.14
Other ERCOT Incremental AS Charges			\$0.12
PUC Assessment			\$0.02

Total Commercial Charges \$9.49

Electric Service Distribution

Service Period: 04/09/2024 to 05/07/2024

Base Charge			\$2.02
Meter Charge			\$12.67
Distribution System Charge	5 kW @	\$ 4.869	\$24.35
Transmission Cost Recov Factor	5 kW @	\$ 3.965003	\$19.83
Distribution Cost Recovery	5 kW @	\$ 1.616428	\$8.08
Transition Charge (TC3)	22.5 kW @	\$ 0.718808	\$16.17
Storm Recovery Charge	22.5 kW @	\$ 0.314425	\$7.07
Storm Recovery Tax Credit	22.5 kW @	\$ 0.016068	\$0.36 CR
Regulatory Asset Recovery	5 kW @	\$ 0.052535	\$0.26
Energy Efficiency	241 kWh @	\$ 0.000902	\$0.22
TEEEF	5 kW @	\$ 0.1949	\$0.97
PUC Assessment			\$0.11

Total Distribution Charges \$91.39

TOTAL CHARGES FOR ESI ID \$100.88 ✓

Customer Name: MATAGORDA COUNTY
 Account Number: 100064844327
 Invoice Number: 052003656461
 Invoice Date: 06/08/2024

ESI ID Detail: **661**

Service Address: 4511 FM 2668 UNIT 4 BAY CITY, TX 77414-3991
 Product: Fixed Price
 ESI ID: 10032789499566851

Meter ID	Days	Read Type	Previous Read Date	Previous Meter Read	Current Read Date	Current Meter Read	Multiplier	Usage (kWh)	Actual kW/kVA	Billed kW/kVA
119431781	29	Actual	04/09/2024	✓ 22,431	05/07/2024	22,444	1.00	13	9	9
TOTAL								13	9	9

Electric Service Commercial

Service Period: 04/09/2024 to 05/07/2024 ✓

TXU Energy Fixed Price

Base Usage	13 kWh @	\$ 0.0377995	\$0.49
Other Charges			\$0.01
Market Securitization (Debt) Financing			\$0.01
Other ERCOT Incremental AS Charges			\$0.01

Total Commercial Charges \$0.52

Electric Service Distribution

Service Period: 04/09/2024 to 05/07/2024

Base Charge			\$2.02
Meter Charge			\$12.67
Distribution System Charge	8.9 kW @	\$ 4.869	\$43.33
Transmission Cost Recov Factor	8.9 kW @	\$ 3.965003	\$35.29
Distribution Cost Recovery	8.9 kW @	\$ 1.616428	\$14.39
Transition Charge (TC3)	13 kWh @	\$ 0.00916	\$0.12
Storm Recovery Charge	11.8 kW @	\$ 0.314425	\$3.71
Storm Recovery Tax Credit	11.8 kW @	\$ 0.016068	\$0.19 CR
Regulatory Asset Recovery	8.9 kW @	\$ 0.052535	\$0.47
Energy Efficiency	13 kWh @	\$ 0.000902	\$0.01
TEEEF	8.9 kW @	\$ 0.1949	\$1.73
PUC Assessment			\$0.18

Total Distribution Charges \$113.73

TOTAL CHARGES FOR ESI ID \$114.25 ✓





Customer Name: MATAGORDA COUNTY
 Account Number: 100064844327
 Invoice Number: 052003656461
 Invoice Date: 06/08/2024

ESI ID Detail:

661

Service Address:

4511 FM 2668 UNIT 5 BAY CITY, TX 77414-3991

ESI ID: 10032789444026850

Product:

Fixed Price

Meter ID	Days	Read Type	Previous Read Date	Previous Meter Read	Current Read Date	Current Meter Read	Multiplier	Usage (kWh)	Actual kW/kVA	Billed kW/kVA
151900075	29	Actual	04/09/2024	✓ 25,212	05/07/2024	25,263	1.00	51	15	15
TOTAL								51	15	15

Electric Service Commercial

Service Period: 04/09/2024 to 05/07/2024 ✓

TXU Energy Fixed Price

Base Usage	51 kWh @	\$ 0.0377995	\$1.93
Other Charges			\$0.02
Market Securitization (Debt) Financing			\$0.03
Other ERCOT Incremental AS Charges			\$0.03

Total Commercial Charges \$2.01

Electric Service Distribution

Service Period: 04/09/2024 to 05/07/2024

Base Charge			\$2.02
Meter Charge			\$12.67
Distribution System Charge	14.6 kW @	\$ 4.869	\$71.09
Transmission Cost Recov Factor	14.6 kW @	\$ 3.965003	\$57.89
Distribution Cost Recovery	14.6 kW @	\$ 1.616428	\$23.60
Transition Charge (TC3)	17.1 kW @	\$ 0.718808	\$12.29
Storm Recovery Charge	17.1 kW @	\$ 0.314425	\$5.38
Storm Recovery Tax Credit	17.1 kW @	\$ 0.016068	\$0.27 CR
Regulatory Asset Recovery	14.6 kW @	\$ 0.052535	\$0.77
Energy Efficiency	51 kWh @	\$ 0.000902	\$0.05
TEEEF	14.6 kW @	\$ 0.1949	\$2.85
PUC Assessment			\$0.28

Total Distribution Charges \$188.62

TOTAL CHARGES FOR ESI ID \$190.63 ✓

Customer Name: MATAGORDA COUNTY
 Account Number: 100064844327
 Invoice Number: 052003656461
 Invoice Date: 06/08/2024

661

ESI ID Detail:

Service Address: 4511 FM 2668 UNIT 6 BAY CITY, TX 77414-3991
 Product: Fixed Price

ESI ID: 10032789407891290

Meter ID	Days	Read Type	Previous Read Date	Previous Meter Read	Current Read Date	Current Meter Read	Multiplier	Usage (kWh)	Actual kW/kVA	Billed kW/kVA
200574765	29	Actual	04/09/2024	✓ 58,997	05/07/2024	60,162	1.00	1,165	26	26
TOTAL								1,165	26	26

Electric Service Commercial

Service Period: 04/09/2024 to 05/07/2024 ✓

TXU Energy Fixed Price

Base Usage	1,165 kWh @	\$ 0.0377995	\$44.04
Other Charges			\$0.48
Market Securitization (Debt) Financing			\$0.69
Other ERCOT Incremental AS Charges			\$0.58
PUC Assessment			\$0.08

Total Commercial Charges \$45.87

Electric Service Distribution

Service Period: 04/09/2024 to 05/07/2024

Base Charge			\$2.02
Meter Charge			\$12.67
Distribution System Charge	26.3 kW @	\$ 4.869	\$128.05
Transmission Cost Recov Factor	26.3 kW @	\$ 3.965003	\$104.28
Distribution Cost Recovery	26.3 kW @	\$ 1.616428	\$42.51
Transition Charge (TC3)	1,165 kWh @	\$ 0.00916	\$10.67
Storm Recovery Charge	26.4 kW @	\$ 0.314425	\$8.30
Storm Recovery Tax Credit	26.4 kW @	\$ 0.016068	\$0.42 CR
Regulatory Asset Recovery	26.3 kW @	\$ 0.052535	\$1.38
Energy Efficiency	1,165 kWh @	\$ 0.000902	\$1.05
TEEF	26.3 kW @	\$ 0.1949	\$5.13
PUC Assessment			\$0.49

Total Distribution Charges \$316.13

TOTAL CHARGES FOR ESI ID \$362.00 ✓





Customer Name: MATAGORDA COUNTY
 Account Number: 100064844327
 Invoice Number: 052003656461
 Invoice Date: 06/08/2024

ESI ID Detail:

661

Service Address:

4511 FM 2668 UNIT 7 BAY CITY, TX 77414-3991

ESI ID: 10032789420166760

Product:

Fixed Price

Meter ID	Days	Read Type	Previous Read Date	Previous Meter Read	Current Read Date	Current Meter Read	Multiplier	Usage (kWh)	Actual kW/kVA	Billed kW/kVA
200229223	29	Actual	04/09/2024	✓ 32	05/07/2024	94	1.00	62	3	0
TOTAL								62	3	0

Electric Service Commercial

Service Period: 04/09/2024 to 05/07/2024 ✓

TXU Energy Fixed Price

Base Usage	62 kWh @	\$ 0.0377995	\$2.34
Other Charges			\$0.03
Market Securitization (Debt) Financing			\$0.04
Other ERCOT Incremental AS Charges			\$0.03

Total Commercial Charges \$2.44

Electric Service Distribution

Service Period: 04/09/2024 to 05/07/2024

Base Charge			\$1.40
Meter Charge			\$4.39
Distribution System Charge	62 kWh @	\$ 0.021093	\$1.31
Transmission Cost Recov Factor	62 kWh @	\$ 0.009657	\$0.60
Distribution Cost Recovery	62 kWh @	\$ 0.015405	\$0.96
Transition Charge (TC3)	62 kWh @	\$ 0.00916	\$0.57
Storm Recovery Charge	62 kWh @	\$ 0.00157	\$0.10
Storm Recovery Tax Credit	62 kWh @	\$ 0.000085	\$0.01 CR
Regulatory Asset Recovery	62 kWh @	\$ 0.000171	\$0.01
Energy Efficiency	62 kWh @	\$ 0.000681	\$0.04
TEEEF	62 kWh @	\$ 0.00181	\$0.11
PUC Assessment			\$0.01

Total Distribution Charges \$9.49

TOTAL CHARGES FOR ESI ID \$11.93 ✓

Customer Name: MATAGORDA COUNTY
 Account Number: 100064844327
 Invoice Number: 052003656461
 Invoice Date: 06/08/2024

661

ESI ID Detail:

Service Address: 4511 FM 2668 UNIT 8 BAY CITY, TX 77414-3991
 Product: Fixed Price

ESI ID: 10032789419036321

Meter ID	Days	Read Type	Previous Read Date	Previous Meter Read	Current Read Date	Current Meter Read	Multiplier	Usage (kWh)	Actual kW/kVA	Billed kW/kVA
125243718	29	Actual	04/09/2024	✓ 14,014	05/07/2024	14,041	1.00	27	-	-
TOTAL								27	0	0

Electric Service Commercial

Service Period: 04/09/2024 to 05/07/2024 ✓

TXU Energy Fixed Price

Base Usage	27 kWh @	\$ 0.0377995	\$1.02
Other Charges			\$0.01
Market Securitization (Debt) Financing			\$0.02
Other ERCOT Incremental AS Charges			\$0.01

Total Commercial Charges \$1.06

Electric Service Distribution

Service Period: 04/09/2024 to 05/07/2024

Base Charge			\$1.40
Meter Charge			\$4.39
Distribution System Charge	27 kWh @	\$ 0.021093	\$0.57
Transmission Cost Recov Factor	27 kWh @	\$ 0.009657	\$0.26
Distribution Cost Recovery	27 kWh @	\$ 0.015405	\$0.42
Transition Charge (TC3)	27 kWh @	\$ 0.00916	\$0.25
Storm Recovery Charge	27 kWh @	\$ 0.00157	\$0.04
Energy Efficiency	27 kWh @	\$ 0.000681	\$0.02
TEEEF	27 kWh @	\$ 0.00181	\$0.05
PUC Assessment			\$0.01

Total Distribution Charges \$7.41

TOTAL CHARGES FOR ESI ID \$8.47 ✓

DST 00072061





Customer Name: MATAGORDA COUNTY
 Account Number: 100064844327
 Invoice Number: 052003656461
 Invoice Date: 06/08/2024

ESI ID Detail: **661**

Service Address: 4511 FM 2668 UNIT 9 BAY CITY, TX 77414-3991
 Product: Fixed Price

ESI ID: 10032789443561762

Meter ID	Days	Read Type	Previous Read Date	Previous Meter Read	Current Read Date	Current Meter Read	Multiplier	Usage (kWh)	Actual kW/kVA	Billed kW/kVA
590613354	29	Actual	04/09/2024	✓ 974	05/07/2024	992	40.00	720	12	12
TOTAL								720	12	12

Electric Service Commercial

Service Period: 04/09/2024 to 05/07/2024 ✓
 TXU Energy Fixed Price

Base Usage	720 kWh @	\$ 0.0377995	\$27.22
Other Charges			\$0.30
Market Securitization (Debt) Financing			\$0.43
Other ERCOT Incremental AS Charges			\$0.36
PUC Assessment			\$0.05

Total Commercial Charges \$28.36

Electric Service Distribution

Service Period: 04/09/2024 to 05/07/2024

Base Charge			\$2.02
Meter Charge			\$12.67
Distribution System Charge	12.4 kW @	\$ 4.869	\$60.38
Transmission Cost Recov Factor	12.4 kW @	\$ 3.965003	\$49.17
Distribution Cost Recovery	12.4 kW @	\$ 1.616428	\$20.04
Transition Charge (TC3)	720 kWh @	\$ 0.00916	\$6.60
Storm Recovery Charge	16.3 kW @	\$ 0.314425	\$5.13
Storm Recovery Tax Credit	16.3 kW @	\$ 0.016068	\$0.26 CR
Regulatory Asset Recovery	12.4 kW @	\$ 0.052535	\$0.65
Energy Efficiency	720 kWh @	\$ 0.000902	\$0.65
TEEEF	12.4 kW @	\$ 0.1949	\$2.42
PUC Assessment			\$0.24

Total Distribution Charges \$159.71

TOTAL CHARGES FOR ESI ID \$188.07 ✓

Customer Name: MATAGORDA COUNTY
 Account Number: 100064844327
 Invoice Number: 052003656461
 Invoice Date: 06/08/2024

661

ESI ID Detail:

Service Address: HAMMAN RD ODLT 400HPS AL BAY CITY, TX 77414
 Product: Fixed Price

ESI ID: 10032789443561763

Meter ID	Days	Read Type	Previous Read Date	Previous Meter Read	Current Read Date	Current Meter Read	Multiplier	Usage (kWh)	Actual kW/kVA	Billed kW/kVA
7005516394SD	29	Actual	04/10/2024	0	05/08/2024	✓ 310	1.00	310	-	-
TOTAL								310	0	0

Electric Service Commercial

Service Period: 04/10/2024 to 05/08/2024 ✓

TXU Energy Fixed Price

Base Usage	310 kWh @	\$ 0.0377995	\$11.72
Other Charges			\$0.16
Market Securitization (Debt) Financing			\$0.18
Other ERCOT Incremental AS Charges			\$0.18
PUC Assessment			\$0.02
Gross Receipts Reimb			\$0.25

Total Commercial Charges \$12.51

Electric Service Distribution

Service Period: 04/10/2024 to 05/08/2024

Outdoor Lighting - Facilities			\$10.52
Distribution System Charge	310 kWh @	\$ 0.0210968	\$6.54
Transmission Cost Recov Factor	310 kWh @	\$ 0.0096452	\$2.99
Distribution Cost Recovery	310 kWh @	\$ 0.0154194	\$4.78
Transition Charge (TC3)	310 kWh @	\$ 0.0091613	\$2.84
Storm Recovery Charge	310 kWh @	\$ 0.0097742	\$3.03
Storm Recovery Tax Credit	310 kWh @	\$ 0.0004839	\$0.15 CR
Regulatory Asset Recovery	310 kWh @	\$ 0.0002581	\$0.08
TEEEF	310 kWh @	\$ 0.0018065	\$0.56
PUC Assessment			\$0.04
Gross Receipts Reimb			\$0.50

Total Distribution Charges \$31.73

TOTAL CHARGES FOR ESI ID \$44.24 ✓



Customer Name: MATAGORDA COUNTY
 Account Number: 100064844327
 Invoice Number: 052003656461
 Invoice Date: 06/08/2024

612

ESI ID Detail:

Service Address: STATE HIGHWAY 60 STLG 250HPSA BAY CITY, TX 77414
 Product: Fixed Price

ESI ID: 10032789423558520

Meter ID	Days	Read Type	Previous Read Date	Previous Meter Read	Current Read Date	Current Meter Read	Multiplier	Usage (kWh)	Actual kW/kVA	Billed kW/kVA
7006982603SD	29	Actual	04/24/2024	0	05/22/2024	✓ 104	1.00	104	-	-
TOTAL								104	0	0

Electric Service Commercial

Service Period: 04/24/2024 to 05/22/2024 ✓

TXU Energy Fixed Price

Base Usage	104 kWh @	\$ 0.0377995	\$3.93
Other Charges			\$0.08
Market Securitization (Debt) Financing			\$0.06
Other ERCOT Incremental AS Charges			\$0.08
PUC Assessment			\$0.01

Total Commercial Charges \$4.16

Electric Service Distribution

Service Period: 04/24/2024 to 05/22/2024

Base Charge			\$1.40
Street Lighting - Facilities			\$7.66
Distribution System Charge	104 kWh @	\$ 0.0210577	\$2.19
Transmission Cost Recov Factor	104 kWh @	\$ 0.0096154	\$1.00
Distribution Cost Recovery	104 kWh @	\$ 0.0153846	\$1.60
Transition Charge (TC3)	104 kWh @	\$ 0.0049038	\$0.51
Storm Recovery Charge	104 kWh @	\$ 0.0098077	\$1.02
Storm Recovery Tax Credit	104 kWh @	\$ 0.0004808	\$0.05 CR
Regulatory Asset Recovery	104 kWh @	\$ 0.0002885	\$0.03
TEEEF	104 kWh @	\$ 0.0018269	\$0.19
PUC Assessment			\$0.02

Total Distribution Charges \$15.57

TOTAL CHARGES FOR ESI ID \$19.73 ✓

Customer Name: MATAGORDA COUNTY
 Account Number: 100064844327
 Invoice Number: 052003656461
 Invoice Date: 06/08/2024

ESI ID Detail:

612

Service Address:

2604 NICHOLS AVE BAY CITY, TX 77414-6958

ESI ID: 10032789459112270

Product:

Fixed Price

Meter ID	Days	Read Type	Previous Read Date	Previous Meter Read	Current Read Date	Current Meter Read	Multiplier	Usage (kWh)	Actual kW/kVA	Billed kW/kVA
122240792	29	Actual	04/09/2024	✓ 230,210	05/07/2024	231,955	1.00	1,745	9	0
TOTAL								1,745	9	0

Electric Service Commercial

Service Period: 04/09/2024 to 05/07/2024 ✓

TXU Energy Fixed Price

Base Usage	1,745 kWh @	\$ 0.0377995	\$65.96
Other Charges			\$0.72
Market Securitization (Debt) Financing			\$1.04
Other ERCOT Incremental AS Charges			\$0.86
PUC Assessment			\$0.11
Gross Receipts Reimb			\$1.40

Total Commercial Charges \$70.09

Electric Service Distribution

Service Period: 04/09/2024 to 05/07/2024

Base Charge			\$1.40
Meter Charge			\$4.39
Distribution System Charge	1,745 kWh @	\$ 0.021093	\$36.81
Transmission Cost Recov Factor	1,745 kWh @	\$ 0.009657	\$16.85
Distribution Cost Recovery	1,745 kWh @	\$ 0.015405	\$26.88
Transition Charge (TC3)	1,745 kWh @	\$ 0.00916	\$15.98
Storm Recovery Charge	1,745 kWh @	\$ 0.00157	\$2.74
Storm Recovery Tax Credit	1,745 kWh @	\$ 0.000085	\$0.15 CR
Regulatory Asset Recovery	1,745 kWh @	\$ 0.000171	\$0.30
Energy Efficiency	1,745 kWh @	\$ 0.000681	\$1.19
TEEEF	1,745 kWh @	\$ 0.00181	\$3.16
PUC Assessment			\$0.15
Gross Receipts Reimb			\$1.79

Total Distribution Charges \$111.49

TOTAL CHARGES FOR ESI ID \$181.58

DST 00072061





Customer Name: MATAGORDA COUNTY
 Account Number: 100064844327
 Invoice Number: 052003656461
 Invoice Date: 06/08/2024

ESI ID Detail:

612

Service Address:

3588 1/2 NICHOLS AVE BAY CITY, TX 77414-7383

ESI ID: 10032789479928771

Product:

Fixed Price

Meter ID	Days	Read Type	Previous Read Date	Previous Meter Read	Current Read Date	Current Meter Read	Multiplier	Usage (kWh)	Actual kW/kVA	Billed kW/kVA
7005770635SD	29	Actual	04/09/2024	0	05/07/2024	✓ 57	1.00	57	-	-
TOTAL								57	0	0

Electric Service Commercial

Service Period: 04/09/2024 to 05/07/2024 ✓

TXU Energy Fixed Price

Base Usage	57 kWh @	\$ 0.0377995	\$2.15
Other Charges			\$0.02
Market Securitization (Debt) Financing			\$0.03
Other ERCOT Incremental AS Charges			\$0.02
Gross Receipts Reimb			\$0.05

Total Commercial Charges	\$2.27
---------------------------------	---------------

Electric Service Distribution

Service Period: 04/09/2024 to 05/07/2024

Outdoor Lighting - Facilities			\$4.51
Distribution System Charge	57 kWh @	\$ 0.0210526	\$1.20
Transmission Cost Recov Factor	57 kWh @	\$ 0.0096491	\$0.55
Distribution Cost Recovery	57 kWh @	\$ 0.0154386	\$0.88
Transition Charge (TC3)	57 kWh @	\$ 0.0091228	\$0.52
Storm Recovery Charge	57 kWh @	\$ 0.0098246	\$0.56
Storm Recovery Tax Credit	57 kWh @	\$ 0.0005263	\$0.03 CR
Regulatory Asset Recovery	57 kWh @	\$ 0.0003509	\$0.02
TEEF	57 kWh @	\$ 0.0017544	\$0.10
PUC Assessment			\$0.01
Gross Receipts Reimb			\$0.15

Total Distribution Charges	\$8.47
-----------------------------------	---------------

TOTAL CHARGES FOR ESI ID	\$10.74 ✓
---------------------------------	------------------

Customer Name: MATAGORDA COUNTY
 Account Number: 100064844327
 Invoice Number: 052003656461
 Invoice Date: 06/08/2024

ESI ID Detail: 612

Service Address: NICHOLS AVE UNIT 250HPSA BAY CITY, TX 77414
 Product: Fixed Price

ESI ID: 10032789485513550

Meter ID	Days	Read Type	Previous Read Date	Previous Meter Read	Current Read Date	Current Meter Read	Multiplier	Usage (kWh)	Actual kW/kVA	Billed kW/kVA
7007116623SD	29	Actual	04/11/2024	0	05/09/2024	✓ 520	1.00	520	-	-
TOTAL								520	0	0

Electric Service Commercial

Service Period: 04/11/2024 to 05/09/2024 ✓

TXU Energy Fixed Price

Base Usage	520 kWh @	\$ 0.0377995	\$19.66
Other Charges			\$0.27
Market Securitization (Debt) Financing			\$0.31
Other ERCOT Incremental AS Charges			\$0.31
PUC Assessment			\$0.03
Gross Receipts Reimb			\$0.42

Total Commercial Charges \$21.00

Electric Service Distribution

Service Period: 04/11/2024 to 05/09/2024

Base Charge			\$1.40
Street Lighting - Facilities			\$38.30
Distribution System Charge	520 kWh @	\$ 0.0210962	\$10.97
Transmission Cost Recov Factor	520 kWh @	\$ 0.0096538	\$5.02
Distribution Cost Recovery	520 kWh @	\$ 0.0154038	\$8.01
Transition Charge (TC3)	520 kWh @	\$ 0.0049038	\$2.55
Storm Recovery Charge	520 kWh @	\$ 0.0097885	\$5.09
Storm Recovery Tax Credit	520 kWh @	\$ 0.0005	\$0.26 CR
Regulatory Asset Recovery	520 kWh @	\$ 0.0002692	\$0.14
TEEEF	520 kWh @	\$ 0.0018077	\$0.94
PUC Assessment			\$0.11
Gross Receipts Reimb			\$1.30

Total Distribution Charges \$73.57

TOTAL CHARGES FOR ESI ID \$94.57 ✓





Customer Name: MATAGORDA COUNTY
 Account Number: 100064844327
 Invoice Number: 052003656461
 Invoice Date: 06/08/2024

612

ESI ID Detail:

Service Address:

NICHOLS AVE UNIT 400FLD1 BAY CITY, TX 77414

ESI ID: 10032789485513552

Product:

Fixed Price

Meter ID	Days	Read Type	Previous Read Date	Previous Meter Read	Current Read Date	Current Meter Read	Multiplier	Usage (kWh)	Actual kW/kVA	Billed kW/kVA
7007116680SD	30	Actual	04/29/2024	0	05/28/2024	✓ 310	1.00	310	-	-
TOTAL								310	0	0

Electric Service Commercial

Service Period: 04/29/2024 to 05/28/2024 ✓

TXU Energy Fixed Price

Base Usage	310 kWh @	\$ 0.0377995	\$11.72
Other Charges			\$0.30
Market Securitization (Debt) Financing			\$0.18
Other ERCOT Incremental AS Charges			\$0.28
PUC Assessment			\$0.02
Gross Receipts Reimb			\$0.25

Total Commercial Charges	\$12.75
---------------------------------	----------------

Electric Service Distribution

Service Period: 04/29/2024 to 05/28/2024

Outdoor Lighting - Facilities			\$10.52
Distribution System Charge	310 kWh @	\$ 0.0210968	\$6.54
Transmission Cost Recov Factor	310 kWh @	\$ 0.0096452	\$2.99
Distribution Cost Recovery	310 kWh @	\$ 0.0154194	\$4.78
Transition Charge (TC3)	310 kWh @	\$ 0.0091613	\$2.84
Storm Recovery Charge	310 kWh @	\$ 0.0097742	\$3.03
Storm Recovery Tax Credit	310 kWh @	\$ 0.0004839	\$0.15 CR
Regulatory Asset Recovery	310 kWh @	\$ 0.0002581	\$0.08
TEEEF	310 kWh @	\$ 0.0018065	\$0.56
PUC Assessment			\$0.04
Gross Receipts Reimb			\$0.50

Total Distribution Charges	\$31.73
-----------------------------------	----------------

TOTAL CHARGES FOR ESI ID	\$44.48 ✓
---------------------------------	------------------

Customer Name: MATAGORDA COUNTY
 Account Number: 100064844327
 Invoice Number: 052003656461
 Invoice Date: 06/08/2024

ESI ID Detail:

661

Service Address:

NICHOLS RD UNIT 250HPSA BAY CITY, TX 77414

ESI ID: 10032789480469090

Product:

Fixed Price

Meter ID	Days	Read Type	Previous Read Date	Previous Meter Read	Current Read Date	Current Meter Read	Multiplier	Usage (kWh)	Actual kW/kVA	Billed kW/kVA
7007112012SD	29	Actual	04/11/2024	0	05/09/2024	✓ 208	1.00	208	-	-
TOTAL								208	0	0

Electric Service Commercial

Service Period: 04/11/2024 to 05/09/2024 ✓

TXU Energy Fixed Price

Base Usage	208 kWh @	\$ 0.0377995	\$7.86
Other Charges			\$0.11
Market Securitization (Debt) Financing			\$0.12
Other ERCOT Incremental AS Charges			\$0.12
PUC Assessment			\$0.01
Gross Receipts Reimb			\$0.17

Total Commercial Charges \$8.39

Electric Service Distribution

Service Period: 04/11/2024 to 05/09/2024

Base Charge			\$1.40
Street Lighting - Facilities			\$15.32
Distribution System Charge	208 kWh @	\$ 0.0211058	\$4.39
Transmission Cost Recov Factor	208 kWh @	\$ 0.0096635	\$2.01
Distribution Cost Recovery	208 kWh @	\$ 0.0153846	\$3.20
Transition Charge (TC3)	208 kWh @	\$ 0.0049038	\$1.02
Storm Recovery Charge	208 kWh @	\$ 0.0097596	\$2.03
Storm Recovery Tax Credit	208 kWh @	\$ 0.0004808	\$0.10 CR
Regulatory Asset Recovery	208 kWh @	\$ 0.0002885	\$0.06
TEEEF	208 kWh @	\$ 0.0018269	\$0.38
PUC Assessment			\$0.04
Gross Receipts Reimb			\$0.54

Total Distribution Charges \$30.29

TOTAL CHARGES FOR ESI ID \$38.68 ✓





Customer Name: MATAGORDA COUNTY
 Account Number: 100064844327
 Invoice Number: 052003656461
 Invoice Date: 06/08/2024

ESI ID Detail: **615**

Service Address: FM 616 W BLESSING, TX 77419
 Product: Fixed Price

ESI ID: 10032789461693261

Meter ID	Days	Read Type	Previous Read Date	Previous Meter Read	Current Read Date	Current Meter Read	Multiplier	Usage (kWh)	Actual kW/kVA	Billed kW/kVA
7007074015SD	30	Actual	05/01/2024	0	05/30/2024	✓ 39	1.00	39	-	-
TOTAL								39	0	0

Electric Service Commercial

Service Period: 05/01/2024 to 05/30/2024 ✓

TXU Energy Fixed Price

Base Usage	39 kWh @	\$ 0.0377995	\$1.47
Other Charges			\$0.04
Market Securitization (Debt) Financing			\$0.02
Other ERCOT Incremental AS Charges			\$0.04

Total Commercial Charges	\$1.57
---------------------------------	---------------

Electric Service Distribution

Service Period: 05/01/2024 to 05/30/2024

Outdoor Lighting - Facilities			\$4.51
Distribution System Charge	39 kWh @	\$ 0.0210256	\$0.82
Transmission Cost Recov Factor	39 kWh @	\$ 0.0097436	\$0.38
Distribution Cost Recovery	39 kWh @	\$ 0.0153846	\$0.60
Transition Charge (TC3)	39 kWh @	\$ 0.0092308	\$0.36
Storm Recovery Charge	39 kWh @	\$ 0.0097436	\$0.38
Nuclear Decommission	39 kWh @	\$ 0.0002564	\$0.01
Storm Recovery Tax Credit	39 kWh @	\$ 0.0005128	\$0.02 CR
Regulatory Asset Recovery	39 kWh @	\$ 0.0002564	\$0.01
TEEEF	39 kWh @	\$ 0.0017949	\$0.07
PUC Assessment			\$0.01

Total Distribution Charges	\$7.13
-----------------------------------	---------------

TOTAL CHARGES FOR ESI ID	\$8.70 ✓
---------------------------------	-----------------

Customer Name: MATAGORDA COUNTY
 Account Number: 100064844327
 Invoice Number: 052003656461
 Invoice Date: 06/08/2024

615

ESI ID Detail:

Service Address: FM 616 W STLG 250HPS BLESSING, TX 77419
 Product: Fixed Price

ESI ID: 10032789402787492

Meter ID	Days	Read Type	Previous Read Date	Previous Meter Read	Current Read Date	Current Meter Read	Multiplier	Usage (kWh)	Actual kW/kVA	Billed kW/kVA
7006972189SD	30	Actual	05/01/2024	0	05/30/2024	✓ 832	1.00	832	-	-
TOTAL								832	0	0

Electric Service Commercial

Service Period: 05/01/2024 to 05/30/2024 ✓

TXU Energy Fixed Price

Base Usage	832 kWh @	\$ 0.0377995	\$31.45
Other Charges			\$0.80
Market Securitization (Debt) Financing			\$0.49
Other ERCOT Incremental AS Charges			\$0.75
PUC Assessment			\$0.06

Total Commercial Charges \$33.55

Electric Service Distribution

Service Period: 05/01/2024 to 05/30/2024

Base Charge			\$1.40
Street Lighting - Facilities			\$61.28
Distribution System Charge	832 kWh @	\$ 0.0210938	\$17.55
Transmission Cost Recov Factor	832 kWh @	\$ 0.0096514	\$8.03
Distribution Cost Recovery	832 kWh @	\$ 0.0154087	\$12.82
Transition Charge (TC3)	832 kWh @	\$ 0.0049159	\$4.09
Storm Recovery Charge	832 kWh @	\$ 0.0097837	\$8.14
Nuclear Decommission	832 kWh @	\$ 0.0001683	\$0.14
Storm Recovery Tax Credit	832 kWh @	\$ 0.0004928	\$0.41 CR
Regulatory Asset Recovery	832 kWh @	\$ 0.0002644	\$0.22
TEEEF	832 kWh @	\$ 0.0018149	\$1.51
PUC Assessment			\$0.17

Total Distribution Charges \$114.94

TOTAL CHARGES FOR ESI ID \$148.49 ✓





Customer Name: MATAGORDA COUNTY
 Account Number: 100064844327
 Invoice Number: 052003656461
 Invoice Date: 06/08/2024

ESI ID Detail:

815

Service Address:

AVENUE C UNIT PRKLITE BLESSING, TX 77419

ESI ID: 10032789478079271

Product:

Fixed Price

Meter ID	Days	Read Type	Previous Read Date	Previous Meter Read	Current Read Date	Current Meter Read	Multiplier	Usage (kWh)	Actual kW/kVA	Billed kW/kVA
144074530	30	Actual	05/01/2024	✓ 20,899	05/30/2024	21,126	1.00	227	2	0
TOTAL								227	2	0

Electric Service Commercial

Service Period: 05/01/2024 to 05/30/2024 ✓
 TXU Energy Fixed Price

Base Usage	227 kWh @	\$ 0.0377995	\$8.58
Other Charges			\$0.27
Market Securitization (Debt) Financing			\$0.13
Other ERCOT Incremental AS Charges			\$0.29
PUC Assessment			\$0.02

Total Commercial Charges \$9.29

Electric Service Distribution

Service Period: 05/01/2024 to 05/30/2024

Base Charge			\$1.40
Meter Charge			\$4.39
Distribution System Charge	227 kWh @	\$ 0.021093	\$4.79
Transmission Cost Recov Factor	227 kWh @	\$ 0.009657	\$2.19
Distribution Cost Recovery	227 kWh @	\$ 0.015405	\$3.50
Transition Charge (TC3)	227 kWh @	\$ 0.00916	\$2.08
Storm Recovery Charge	227 kWh @	\$ 0.00157	\$0.36
Nuclear Decommission	227 kWh @	\$ 0.000174	\$0.04
Storm Recovery Tax Credit	227 kWh @	\$ 0.000085	\$0.02 CR
Regulatory Asset Recovery	227 kWh @	\$ 0.000171	\$0.04
Energy Efficiency	227 kWh @	\$ 0.000681	\$0.15
TEEEF	227 kWh @	\$ 0.00181	\$0.41
PUC Assessment			\$0.03

Total Distribution Charges \$19.36

TOTAL CHARGES FOR ESI ID \$28.65 ✓

Customer Name: MATAGORDA COUNTY
 Account Number: 100064844327
 Invoice Number: 052003656461
 Invoice Date: 06/08/2024

ESI ID Detail:

615

Service Address:

139 FM 616 W STLG 250HPS BLESSING, TX 77419

ESI ID: 10032789436470608

Product:

Fixed Price

Meter ID	Days	Read Type	Previous Read Date	Previous Meter Read	Current Read Date	Current Meter Read	Multiplier	Usage (kWh)	Actual kW/kVA	Billed kW/kVA
7005470886SD	30	Actual	04/29/2024	0	05/28/2024	✓ 104	1.00	104	-	-
TOTAL								104	0	0

Electric Service Commercial

Service Period: 04/29/2024 to 05/28/2024 ✓

TXU Energy Fixed Price

Base Usage	104 kWh @	\$ 0.0377995	\$3.93
Other Charges			\$0.10
Market Securitization (Debt) Financing			\$0.06
Other ERCOT Incremental AS Charges			\$0.10
PUC Assessment			\$0.01

Total Commercial Charges \$4.20

Electric Service Distribution

Service Period: 04/29/2024 to 05/28/2024

Base Charge			\$1.40
Street Lighting - Facilities			\$7.66
Distribution System Charge	104 kWh @	\$ 0.0210577	\$2.19
Transmission Cost Recov Factor	104 kWh @	\$ 0.0096154	\$1.00
Distribution Cost Recovery	104 kWh @	\$ 0.0153846	\$1.60
Transition Charge (TC3)	104 kWh @	\$ 0.0049038	\$0.51
Storm Recovery Charge	104 kWh @	\$ 0.0098077	\$1.02
Storm Recovery Tax Credit	104 kWh @	\$ 0.0004808	\$0.05 CR
Regulatory Asset Recovery	104 kWh @	\$ 0.0002885	\$0.03
TEEF	104 kWh @	\$ 0.0018269	\$0.19
PUC Assessment			\$0.02

Total Distribution Charges \$15.57

TOTAL CHARGES FOR ESI ID \$19.77 ✓

DST 00072061





Customer Name: MATAGORDA COUNTY
 Account Number: 100064844327
 Invoice Number: 052003656461
 Invoice Date: 06/08/2024

ESI ID Detail: **615**

Service Address: FM 616 W UNIT COUNTY BLESSING, TX 77419
 Product: Fixed Price

ESI ID: 10032789461693260

Meter ID	Days	Read Type	Previous Read Date	Previous Meter Read	Current Read Date	Current Meter Read	Multiplier	Usage (kWh)	Actual kW/kVA	Billed kW/kVA
161176296	30	Actual	05/01/2024	✓ 44,691	05/30/2024	45,648	1.00	957	19	19
TOTAL								957	19	19

Electric Service Commercial

Service Period: 05/01/2024 to 05/30/2024 ✓
 TXU Energy Fixed Price

Base Usage	957 kWh @	\$ 0.0377995	\$36.17
Other Charges			\$1.04
Market Securitization (Debt) Financing			\$0.56
Other ERCOT Incremental AS Charges			\$1.13
PUC Assessment			\$0.07

Total Commercial Charges \$38.97

Electric Service Distribution

Service Period: 05/01/2024 to 05/30/2024

Base Charge			\$2.02
Meter Charge			\$12.67
Distribution System Charge	18.9 kW @	\$ 4.869	\$92.02
Transmission Cost Recov Factor	18.9 kW @	\$ 3.965003	\$74.94
Distribution Cost Recovery	18.9 kW @	\$ 1.616428	\$30.55
Transition Charge (TC3)	957 kWh @	\$ 0.00916	\$8.77
Storm Recovery Charge	18.9 kW @	\$ 0.314425	\$5.94
Nuclear Decommission	18.9 kW @	\$ 0.046998	\$0.89
Storm Recovery Tax Credit	18.9 kW @	\$ 0.016068	\$0.30 CR
Regulatory Asset Recovery	18.9 kW @	\$ 0.052535	\$0.99
Energy Efficiency	957 kWh @	\$ 0.000902	\$0.86
TEEEF	18.9 kW @	\$ 0.1949	\$3.68
PUC Assessment			\$0.36

Total Distribution Charges \$233.39

TOTAL CHARGES FOR ESI ID \$272.36 ✓

000084 18/23

Customer Name: MATAGORDA COUNTY
 Account Number: 100064844327
 Invoice Number: 052003656461
 Invoice Date: 06/08/2024

615

ESI ID Detail:

Service Address:

560 FM 616 W UNIT PARK BLESSING, TX 77419

ESI ID: 10032789402787491

Product:

Fixed Price

Meter ID	Days	Read Type	Previous Read Date	Previous Meter Read	Current Read Date	Current Meter Read	Multiplier	Usage (kWh)	Actual kW/kVA	Billed kW/kVA
558783656	30	Actual	05/01/2024	✓ 1,244	05/30/2024	1,263	192.00	3,648	205	205
TOTAL								3,648	205	205

Electric Service Commercial

Service Period: 05/01/2024 to 05/30/2024 ✓

TXU Energy Fixed Price

Base Usage	3,648 kWh @	\$ 0.0377995	\$137.89
Other Charges			\$3.95
Market Securitization (Debt) Financing			\$2.16
Other ERCOT Incremental AS Charges			\$4.31
PUC Assessment			\$0.25

Total Commercial Charges \$148.56

Electric Service Distribution

Service Period: 05/01/2024 to 05/30/2024

Base Charge			\$2.02
Meter Charge			\$12.67
Distribution System Charge	205.1 kW @	\$ 4.869	\$998.63
Transmission Cost Recov Factor	205.1 kW @	\$ 3.965003	\$813.22
Distribution Cost Recovery	205.1 kW @	\$ 1.616428	\$331.53
Transition Charge (TC3)	3,648 kWh @	\$ 0.00916	\$33.42
Storm Recovery Charge	205.1 kW @	\$ 0.314425	\$64.49
Nuclear Decommission	205.1 kW @	\$ 0.046998	\$9.64
Storm Recovery Tax Credit	205.1 kW @	\$ 0.016068	\$3.30 CR
Regulatory Asset Recovery	205.1 kW @	\$ 0.052535	\$10.77
Energy Efficiency	3,648 kWh @	\$ 0.000902	\$3.29
TEEEF	205.1 kW @	\$ 0.1949	\$39.97
PUC Assessment			\$3.63

Total Distribution Charges \$2,319.98

TOTAL CHARGES FOR ESI ID \$2,468.54 ✓





Customer Name: MATAGORDA COUNTY
 Account Number: 100064844327
 Invoice Number: 052003656461
 Invoice Date: 06/08/2024

615

ESI ID Detail:

Service Address: 201 FM 616 W UNIT SEWLIFT BLESSING, TX 77419
 Product: Fixed Price

ESI ID: 10032789497890130

Meter ID	Days	Read Type	Previous Read Date	Previous Meter Read	Current Read Date	Current Meter Read	Multiplier	Usage (kWh)	Actual kW/kVA	Billed kW/kVA
119426810	30	Actual	05/01/2024	✓ 66,464	05/30/2024	67,357	1.00	893	8	0
TOTAL								893	8	0

Electric Service Commercial

Service Period: 05/01/2024 to 05/30/2024 ✓
 TXU Energy Fixed Price

Base Usage	893 kWh @	\$ 0.0377995	\$33.76
Other Charges			\$0.97
Market Securitization (Debt) Financing			\$0.53
Other ERCOT Incremental AS Charges			\$1.05
PUC Assessment			\$0.06

Total Commercial Charges \$36.37

Electric Service Distribution

Service Period: 05/01/2024 to 05/30/2024

Base Charge			\$1.40
Meter Charge			\$4.39
Distribution System Charge	893 kWh @	\$ 0.021093	\$18.84
Transmission Cost Recov Factor	893 kWh @	\$ 0.009657	\$8.62
Distribution Cost Recovery	893 kWh @	\$ 0.015405	\$13.76
Transition Charge (TC3)	893 kWh @	\$ 0.00916	\$8.18
Storm Recovery Charge	893 kWh @	\$ 0.00157	\$1.40
Nuclear Decommission	893 kWh @	\$ 0.000174	\$0.16
Storm Recovery Tax Credit	893 kWh @	\$ 0.000085	\$0.08 CR
Regulatory Asset Recovery	893 kWh @	\$ 0.000171	\$0.15
Energy Efficiency	893 kWh @	\$ 0.000681	\$0.61
TEEEF	893 kWh @	\$ 0.00181	\$1.62
PUC Assessment			\$0.08

Total Distribution Charges \$59.13

TOTAL CHARGES FOR ESI ID \$95.50 ✓

Customer Name: MATAGORDA COUNTY
 Account Number: 100064844327
 Invoice Number: 052003656461
 Invoice Date: 06/08/2024

615

ESI ID Detail:

Service Address:

935 STREETLIGHT STLG 400MV BLESSING, TX 77419

ESI ID: 10032789496744773

Product:

Fixed Price

Meter ID	Days	Read Type	Previous Read Date	Previous Meter Read	Current Read Date	Current Meter Read	Multiplier	Usage (kWh)	Actual kW/kVA	Billed kW/kVA
7005911722MV	30	Actual	04/30/2024	0	05/29/2024	✓ 290	1.00	290	-	-
TOTAL								290	0	0

Electric Service Commercial

Service Period: 04/30/2024 to 05/29/2024 ✓

TXU Energy Fixed Price

Base Usage	290 kWh @	\$ 0.0377995	\$10.96
Other Charges			\$0.28
Market Securitization (Debt) Financing			\$0.17
Other ERCOT Incremental AS Charges			\$0.26
PUC Assessment			\$0.02

Total Commercial Charges \$11.69

Electric Service Distribution

Service Period: 04/30/2024 to 05/29/2024

Base Charge			\$1.40
Street Lighting - Facilities			\$19.24
Distribution System Charge	290 kWh @	\$ 0.0211034	\$6.12
Transmission Cost Recov Factor	290 kWh @	\$ 0.0096552	\$2.80
Distribution Cost Recovery	290 kWh @	\$ 0.0154138	\$4.47
Transition Charge (TC3)	290 kWh @	\$ 0.0048966	\$1.42
Storm Recovery Charge	290 kWh @	\$ 0.0097931	\$2.84
Nuclear Decommission	290 kWh @	\$ 0.0001724	\$0.05
Storm Recovery Tax Credit	290 kWh @	\$ 0.0004828	\$0.14 CR
Regulatory Asset Recovery	290 kWh @	\$ 0.0002759	\$0.08
TEEEF	290 kWh @	\$ 0.0017931	\$0.52
PUC Assessment			\$0.06

Total Distribution Charges \$38.86

TOTAL CHARGES FOR ESI ID \$50.55 ✓

DST 00072061





Customer Name: MATAGORDA COUNTY
 Account Number: 100064844327
 Invoice Number: 052003656461
 Invoice Date: 06/08/2024

ESI ID Detail: **615**

Service Address: 932 STREETLIGHT UNIT 175MV BLESSING, TX 77419
 Product: Fixed Price

ESI ID: 10032789496744772

Meter ID	Days	Read Type	Previous Read Date	Previous Meter Read	Current Read Date	Current Meter Read	Multiplier	Usage (kWh)	Actual kW/kVA	Billed kW/kVA
7007144530MV	30	Actual	04/30/2024	0	05/29/2024	✓ 70	1.00	70	-	-
TOTAL								70	0	0

Electric Service Commercial

Service Period: 04/30/2024 to 05/29/2024 ✓

TXU Energy Fixed Price

Base Usage	70 kWh @	\$ 0.0377995	\$2.65
Other Charges			\$0.07
Market Securitization (Debt) Financing			\$0.04
Other ERCOT Incremental AS Charges			\$0.06

Total Commercial Charges	\$2.82
---------------------------------	---------------

Electric Service Distribution

Service Period: 04/30/2024 to 05/29/2024

Base Charge		\$1.40
Street Lighting - Facilities		\$5.87
Distribution System Charge	70 kWh @	\$ 0.0211429
Transmission Cost Recov Factor	70 kWh @	\$ 0.0097143
Distribution Cost Recovery	70 kWh @	\$ 0.0154286
Transition Charge (TC3)	70 kWh @	\$ 0.0048571
Storm Recovery Charge	70 kWh @	\$ 0.0097143
Nuclear Decommission	70 kWh @	\$ 0.0001429
Storm Recovery Tax Credit	70 kWh @	\$ 0.0004286
Regulatory Asset Recovery	70 kWh @	\$ 0.0002857
TEEEF	70 kWh @	\$ 0.0018571
PUC Assessment		\$0.02

Total Distribution Charges	\$11.68
-----------------------------------	----------------

TOTAL CHARGES FOR ESI ID	\$14.50 ✓
---------------------------------	------------------

000084 20/23

000084 20/23

Customer Name: MATAGORDA COUNTY
 Account Number: 100064844327
 Invoice Number: 052003656461
 Invoice Date: 06/08/2024

595

ESI ID Detail:

Service Address:

FM 459 UNIT P43 EL MATON, TX 77440.

ESI ID: 10032789482241440

Product:

Fixed Price

Meter ID	Days	Read Type	Previous Read Date	Previous Meter Read	Current Read Date	Current Meter Read	Multiplier	Usage (kWh)	Actual kW/kVA	Billed kW/kVA
169715859	31	Actual	04/12/2024	✓ 6,075	05/12/2024	6,246	1.00	171	-	-
TOTAL								171	0	0

Electric Service Commercial

Service Period: 04/12/2024 to 05/12/2024 ✓

TXU Energy Fixed Price

Base Usage	171 kWh @	\$ 0.0377995	\$6.46
Other Charges			\$0.12
Market Securitization (Debt) Financing			\$0.10
Other ERCOT Incremental AS Charges			\$0.13
PUC Assessment			\$0.01

Total Commercial Charges \$6.82

Electric Service Distribution

Service Period: 04/12/2024 to 05/12/2024

Base Charge			\$1.40
Meter Charge			\$4.39
Distribution System Charge	171 kWh @	\$ 0.021093	\$3.61
Transmission Cost Recov Factor	171 kWh @	\$ 0.009657	\$1.65
Distribution Cost Recovery	171 kWh @	\$ 0.015405	\$2.63
Transition Charge (TC3)	171 kWh @	\$ 0.00916	\$1.57
Storm Recovery Charge	171 kWh @	\$ 0.00157	\$0.27
Storm Recovery Tax Credit	171 kWh @	\$ 0.000085	\$0.01 CR
Regulatory Asset Recovery	171 kWh @	\$ 0.000171	\$0.03
Energy Efficiency	171 kWh @	\$ 0.000681	\$0.12
TEEEF	171 kWh @	\$ 0.00181	\$0.31
PUC Assessment			\$0.02

Total Distribution Charges \$15.99

TOTAL CHARGES FOR ESI ID \$22.81 ✓



Customer Name: MATAGORDA COUNTY
 Account Number: 100064844327
 Invoice Number: 052003656461
 Invoice Date: 06/08/2024

615

ESI ID Detail:

Service Address: 190 AVENUE F ODLT 400HPS MARKHAM, TX 77456
 Product: Fixed Price

ESI ID: 10032789476839781

Meter ID	Days	Read Type	Previous Read Date	Previous Meter Read	Current Read Date	Current Meter Read	Multiplier	Usage (kWh)	Actual kW/kVA	Billed kW/kVA
7007105031OT	29	Actual	04/22/2024	0	05/20/2024	✓ 155	1.00	155	-	-
TOTAL								155	0	0

Electric Service Commercial

Service Period: 04/22/2024 to 05/20/2024 ✓

TXU Energy Fixed Price

Base Usage	155 kWh @	\$ 0.0377995	\$5.86
Other Charges			\$0.12
Market Securitization (Debt) Financing			\$0.09
Other ERCOT Incremental AS Charges			\$0.12
PUC Assessment			\$0.01

Total Commercial Charges \$6.20

Electric Service Distribution

Service Period: 04/22/2024 to 05/20/2024

Outdoor Lighting - Facilities			\$5.26
Distribution System Charge	155 kWh @	\$ 0.0210968	\$3.27
Transmission Cost Recov Factor	155 kWh @	\$ 0.0096774	\$1.50
Distribution Cost Recovery	155 kWh @	\$ 0.0154194	\$2.39
Transition Charge (TC3)	155 kWh @	\$ 0.0091613	\$1.42
Storm Recovery Charge	155 kWh @	\$ 0.0098065	\$1.52
Storm Recovery Tax Credit	155 kWh @	\$ 0.0005161	\$0.08 CR
Regulatory Asset Recovery	155 kWh @	\$ 0.0002581	\$0.04
TEEEF	155 kWh @	\$ 0.0018065	\$0.28
PUC Assessment			\$0.02

Total Distribution Charges \$15.62

TOTAL CHARGES FOR ESI ID \$21.82 ✓

Customer Name: MATAGORDA COUNTY
 Account Number: 100064844327
 Invoice Number: 052003656461
 Invoice Date: 06/08/2024

ESI ID Detail: **615**

Service Address: 190 AVENUE F UNIT ANNEX MARKHAM, TX 77456
 Product: Fixed Price

ESI ID: 10032789426253880

Meter ID	Days	Read Type	Previous Read Date	Previous Meter Read	Current Read Date	Current Meter Read	Multiplier	Usage (kWh)	Actual kW/kVA	Billed kW/kVA
157911497	29	Actual	04/22/2024	✓ 12,666	05/20/2024	12,913	1.00	247	2	0
TOTAL								247	2	0

Electric Service Commercial

Service Period: 04/22/2024 to 05/20/2024 ✓

TXU Energy Fixed Price

Base Usage	247 kWh @	\$ 0.0377995	\$9.34
Other Charges			\$0.24
Market Securitization (Debt) Financing			\$0.14
Other ERCOT Incremental AS Charges			\$0.25
PUC Assessment			\$0.02

Total Commercial Charges \$9.99

Electric Service Distribution

Service Period: 04/22/2024 to 05/20/2024

Base Charge			\$1.40
Meter Charge			\$4.39
Distribution System Charge	247 kWh @	\$ 0.021093	\$5.21
Transmission Cost Recov Factor	247 kWh @	\$ 0.009657	\$2.39
Distribution Cost Recovery	247 kWh @	\$ 0.015405	\$3.81
Transition Charge (TC3)	247 kWh @	\$ 0.00916	\$2.26
Storm Recovery Charge	247 kWh @	\$ 0.00157	\$0.39
Storm Recovery Tax Credit	247 kWh @	\$ 0.000085	\$0.02 CR
Regulatory Asset Recovery	247 kWh @	\$ 0.000171	\$0.04
Energy Efficiency	247 kWh @	\$ 0.000681	\$0.17
TEEEF	247 kWh @	\$ 0.00181	\$0.45
PUC Assessment			\$0.03

Total Distribution Charges \$20.52

TOTAL CHARGES FOR ESI ID \$30.51 ✓

DST 00072061





Customer Name: MATAGORDA COUNTY
 Account Number: 100064844327
 Invoice Number: 052003656461
 Invoice Date: 06/08/2024

ESI ID Detail: 015

Service Address: 190 AVENUE F UNIT COMM CNT MARKHAM, TX 77456
 Product: Fixed Price

ESI ID: 10032789476839780

Meter ID	Days	Read Type	Previous Read Date	Previous Meter Read	Current Read Date	Current Meter Read	Multiplier	Usage (kWh)	Actual kW/kVA	Billed kW/kVA
200043930	29	Actual	04/22/2024	✓ 12,650	05/20/2024	13,827	1.00	1,177	13	13
TOTAL								1,177	13	13

Electric Service Commercial

Service Period: 04/22/2024 to 05/20/2024 ✓

TXU Energy Fixed Price

Base Usage	1,177 kWh @	\$ 0.0377995	\$44.49
Other Charges			\$1.12
Market Securitization (Debt) Financing			\$0.70
Other ERCOT Incremental AS Charges			\$1.20
PUC Assessment			\$0.08

Total Commercial Charges \$47.59

Electric Service Distribution

Service Period: 04/22/2024 to 05/20/2024

Base Charge			\$2.02
Meter Charge			\$12.67
Distribution System Charge	13.1 kW @	\$ 4.869	\$63.78
Transmission Cost Recov Factor	13.1 kW @	\$ 3.965003	\$51.94
Distribution Cost Recovery	13.1 kW @	\$ 1.616428	\$21.18
Transition Charge (TC3)	1,177 kWh @	\$ 0.00916	\$10.78
Storm Recovery Charge	17.9 kW @	\$ 0.314425	\$5.63
Storm Recovery Tax Credit	17.9 kW @	\$ 0.016068	\$0.29 CR
Regulatory Asset Recovery	13.1 kW @	\$ 0.052535	\$0.69
Energy Efficiency	1,177 kWh @	\$ 0.000902	\$1.06
TEEEF	13.1 kW @	\$ 0.1949	\$2.55
PUC Assessment			\$0.26

Total Distribution Charges \$172.27

TOTAL CHARGES FOR ESI ID \$219.86 ✓

Customer Name: MATAGORDA COUNTY
 Account Number: 100064844327
 Invoice Number: 052003656461
 Invoice Date: 06/08/2024

ESI ID Detail:

815

Service Address:

190 AVENUE F UNIT FIRESTA MARKHAM, TX 77456

ESI ID: 10032789487564611

Product:

Fixed Price

Meter ID	Days	Read Type	Previous Read Date	Previous Meter Read	Current Read Date	Current Meter Read	Multiplier	Usage (kWh)	Actual kW/kVA	Billed kW/kVA
200305070	29	Actual	04/22/2024	✓ 11,330	05/20/2024	12,142	1.00	812	-	-
TOTAL								812	0	0

Electric Service Commercial

Service Period: 04/22/2024 to 05/20/2024 ✓

TXU Energy Fixed Price

Base Usage	812 kWh @	\$ 0.0377995	\$30.69
Other Charges			\$0.75
Market Securitization (Debt) Financing			\$0.48
Other ERCOT Incremental AS Charges			\$0.79
PUC Assessment			\$0.05

Total Commercial Charges \$32.76

Electric Service Distribution

Service Period: 04/22/2024 to 05/20/2024

Base Charge			\$1.40
Meter Charge			\$4.39
Distribution System Charge	812 kWh @	\$ 0.021093	\$17.13
Transmission Cost Recov Factor	812 kWh @	\$ 0.009657	\$7.84
Distribution Cost Recovery	812 kWh @	\$ 0.015405	\$12.51
Transition Charge (TC3)	812 kWh @	\$ 0.00916	\$7.44
Storm Recovery Charge	812 kWh @	\$ 0.00157	\$1.27
Storm Recovery Tax Credit	812 kWh @	\$ 0.000085	\$0.07 CR
Regulatory Asset Recovery	812 kWh @	\$ 0.000171	\$0.14
Energy Efficiency	812 kWh @	\$ 0.000681	\$0.55
TEEEF	812 kWh @	\$ 0.00181	\$1.47
PUC Assessment			\$0.07

Total Distribution Charges \$54.14

TOTAL CHARGES FOR ESI ID \$86.90 ✓



Customer Name: MATAGORDA COUNTY
 Account Number: 100064844327
 Invoice Number: 052003656461
 Invoice Date: 06/08/2024

464

ESI ID Detail:

Service Address:

Product:

190 AVENUE F UNIT JP OFF MARKHAM, TX 77456

Fixed Price

ESI ID: 10032789461015050

Meter ID	Days	Read Type	Previous Read Date	Previous Meter Read	Current Read Date	Current Meter Read	Multiplier	Usage (kWh)	Actual kW/kVA	Billed kW/kVA
163788084	29	Actual	04/22/2024	✓ 39,903	05/20/2024	40,850	1.00	947	-	-
TOTAL								947	0	0

Electric Service Commercial

Service Period: 04/22/2024 to 05/20/2024 ✓

TXU Energy Fixed Price

Base Usage	947 kWh @	\$ 0.0377995	\$35.80
Other Charges			\$0.87
Market Securitization (Debt) Financing			\$0.56
Other ERCOT Incremental AS Charges			\$0.93
PUC Assessment			\$0.06

Total Commercial Charges \$38.22

Electric Service Distribution

Service Period: 04/22/2024 to 05/20/2024

Base Charge			\$1.40
Meter Charge			\$4.39
Distribution System Charge	947 kWh @	\$ 0.021093	\$19.98
Transmission Cost Recov Factor	947 kWh @	\$ 0.009657	\$9.15
Distribution Cost Recovery	947 kWh @	\$ 0.015405	\$14.59
Transition Charge (TC3)	947 kWh @	\$ 0.00916	\$8.67
Storm Recovery Charge	947 kWh @	\$ 0.00157	\$1.49
Storm Recovery Tax Credit	947 kWh @	\$ 0.000085	\$0.08 CR
Regulatory Asset Recovery	947 kWh @	\$ 0.000171	\$0.16
Energy Efficiency	947 kWh @	\$ 0.000681	\$0.64
TEEEF	947 kWh @	\$ 0.00181	\$1.71
PUC Assessment			\$0.08

Total Distribution Charges \$62.18

TOTAL CHARGES FOR ESI ID \$100.40 ✓

Customer Name: MATAGORDA COUNTY
 Account Number: 100064844327
 Invoice Number: 052003656461
 Invoice Date: 06/08/2024

613

ESI ID Detail:

Service Address:

1203 COUNTY ROAD 243 UNIT FIRESTA MATAGORDA, TX 77457

ESI ID: 10032789427413670

Product:

Fixed Price

Meter ID	Days	Read Type	Previous Read Date	Previous Meter Read	Current Read Date	Current Meter Read	Multiplier	Usage (kWh)	Actual kW/kVA	Billed kW/kVA
122279171	29	Actual	04/18/2024	✓ 53,024	05/16/2024	53,303	1.00	279	4	0
TOTAL								279	4	0

Electric Service Commercial

Service Period: 04/18/2024 to 05/16/2024 ✓

TXU Energy Fixed Price

Base Usage	279 kWh @	\$ 0.0377995	\$10.55
Other Charges			\$0.24
Market Securitization (Debt) Financing			\$0.16
Other ERCOT Incremental AS Charges			\$0.26
PUC Assessment			\$0.02

Total Commercial Charges

\$11.23

Electric Service Distribution

Service Period: 04/18/2024 to 05/16/2024

Base Charge			\$1.40
Meter Charge			\$4.39
Distribution System Charge	279 kWh @	\$ 0.021093	\$5.88
Transmission Cost Recov Factor	279 kWh @	\$ 0.009657	\$2.69
Distribution Cost Recovery	279 kWh @	\$ 0.015405	\$4.30
Transition Charge (TC3)	279 kWh @	\$ 0.00916	\$2.56
Storm Recovery Charge	279 kWh @	\$ 0.00157	\$0.44
Storm Recovery Tax Credit	279 kWh @	\$ 0.000085	\$0.02 CR
Regulatory Asset Recovery	279 kWh @	\$ 0.000171	\$0.05
Energy Efficiency	279 kWh @	\$ 0.000681	\$0.19
TEEEF	279 kWh @	\$ 0.00181	\$0.50
PUC Assessment			\$0.03

Total Distribution Charges

\$22.41

TOTAL CHARGES FOR ESI ID

\$33.64 ✓





Customer Name: MATAGORDA COUNTY
 Account Number: 100064844327
 Invoice Number: 052003656461
 Invoice Date: 06/08/2024

482

ESI ID Detail:

Service Address: 18 COUNTY ROAD 252 MATAGORDA, TX 77457
 Product: Fixed Price

ESI ID: 10032789403973976

Meter ID	Days	Read Type	Previous Read Date	Previous Meter Read	Current Read Date	Current Meter Read	Multiplier	Usage (kWh)	Actual kW/kVA	Billed kW/kVA
119711668	31	Actual	04/19/2024	✓ 172,915	05/19/2024	172,941	1.00	26	2	0
TOTAL								26	2	0

Electric Service Commercial

Service Period: 04/19/2024 to 05/19/2024 ✓
 TXU Energy Fixed Price

Base Usage	26 kWh @	\$ 0.0377995	\$0.98
Other Charges			\$0.02
Market Securitization (Debt) Financing			\$0.02
Other ERCOT Incremental AS Charges			\$0.03

Total Commercial Charges \$1.05

Electric Service Distribution

Service Period: 04/19/2024 to 05/19/2024

Base Charge			\$1.40
Meter Charge			\$4.39
Distribution System Charge	26 kWh @	\$ 0.021093	\$0.55
Transmission Cost Recov Factor	26 kWh @.	\$ 0.009657	\$0.25
Distribution Cost Recovery	26 kWh @	\$ 0.015405	\$0.40
Transition Charge (TC3)	26 kWh @	\$ 0.00916	\$0.24
Storm Recovery Charge	26 kWh @	\$ 0.00157	\$0.04
Energy Efficiency	26 kWh @	\$ 0.000681	\$0.02
TEEEF	26 kWh @	\$ 0.00181	\$0.05
PUC Assessment			\$0.01

Total Distribution Charges \$7.35

TOTAL CHARGES FOR ESI ID \$8.40 ✓

Customer Name: MATAGORDA COUNTY
 Account Number: 100064844327
 Invoice Number: 052003656461
 Invoice Date: 06/08/2024

ESI ID Detail: 613

Service Address: 414 FISHER MATAGORDA, TX, 77457
 Product: Fixed Price

ESI ID: 10032789427542180

Concession Stand

Meter ID	Days	Read Type	Previous Read Date	Previous Meter Read	Current Read Date	Current Meter Read	Multiplier	Usage (kWh)	Actual kW/kVA	Billed kW/kVA
200527912	31	Actual	04/19/2024	✓ 1,164	05/19/2024	1,236	1.00	72	-	-
TOTAL								72	0	0

Electric Service Commercial

Service Period: 04/19/2024 to 05/19/2024 ✓
 TXU Energy Fixed Price

Base Usage	72 kWh @	\$ 0.0377995	\$2.72
Other Charges			\$0.06
Market Securitization (Debt) Financing			\$0.04
Other ERCOT Incremental AS Charges			\$0.07

Total Commercial Charges \$2.89

Electric Service Distribution

Service Period: 04/19/2024 to 05/19/2024

Base Charge			\$1.40
Meter Charge			\$4.39
Distribution System Charge	72 kWh @	\$ 0.021093	\$1.52
Transmission Cost Recov Factor	72 kWh @	\$ 0.009657	\$0.70
Distribution Cost Recovery	72 kWh @	\$ 0.015405	\$1.11
Transition Charge (TC3)	72 kWh @	\$ 0.00916	\$0.66
Storm Recovery Charge	72 kWh @	\$ 0.00157	\$0.11
Storm Recovery Tax Credit	72 kWh @	\$ 0.000085	\$0.01 CR
Regulatory Asset Recovery	72 kWh @	\$ 0.000171	\$0.01
Energy Efficiency	72 kWh @	\$ 0.000681	\$0.05
TEEEF	72 kWh @	\$ 0.00181	\$0.13
PUC Assessment			\$0.02

Total Distribution Charges \$10.09

TOTAL CHARGES FOR ESI ID \$12.98 ✓

DST 00072061



Customer Name: MATAGORDA COUNTY
 Account Number: 100064844327
 Invoice Number: 052003656461
 Invoice Date: 06/08/2024

ESI ID Detail:

595

Service Address:

OLD GULF RD UNIT STATION COLLECT STA MATAGORDA, TX 77457

ESI ID: 10032789494278861

Product:

Fixed Price

Meter ID	Days	Read Type	Previous Read Date	Previous Meter Read	Current Read Date	Current Meter Read	Multipller	Usage (kWh)	Actual kW/kVA	Billed kW/kVA
119431822	29	Actual	04/17/2024	✓ 2,870	05/15/2024	2,895	1.00	25	0	0
TOTAL								25	0	0

Electric Service Commercial

Service Period: 04/17/2024 to 05/15/2024 ✓
 TXU Energy Fixed Price

Base Usage	25 kWh @	\$ 0.0377995	\$0.95
Other Charges			\$0.02
Market Securitization (Debt) Financing			\$0.01
Other ERCOT Incremental AS Charges			\$0.02

Total Commercial Charges \$1.00

Electric Service Distribution

Service Period: 04/17/2024 to 05/15/2024

Base Charge			\$1.40
Meter Charge			\$4.39
Distribution System Charge	25 kWh @	\$ 0.021093	\$0.53
Transmission Cost Recov Factor	25 kWh @	\$ 0.009657	\$0.24
Distribution Cost Recovery	25 kWh @	\$ 0.015405	\$0.39
Transition Charge (TC3)	25 kWh @	\$ 0.00916	\$0.23
Storm Recovery Charge	25 kWh @	\$ 0.00157	\$0.04
Energy Efficiency	25 kWh @	\$ 0.000681	\$0.02
TEEEF	25 kWh @	\$ 0.00181	\$0.05
PUC Assessment			\$0.01

Total Distribution Charges \$7.30

TOTAL CHARGES FOR ESI ID \$8.30 ✓

Customer Name: MATAGORDA COUNTY
 Account Number: 100064844327
 Invoice Number: 052003656461
 Invoice Date: 06/08/2024

ESI ID Detail:

613

Service Address:

115 LAUREL MATAGORDA, TX 77457

ESI ID: 10032789495257641

Product:

Fixed Price

Old Post Office

Meter ID	Days	Read Type	Previous Read Date	Previous Meter Read	Current Read Date	Current Meter Read	Multiplier	Usage (kWh)	Actual kW/kVA	Billed kW/kVA
120726105	31	Actual	04/19/2024	✓ 5,246	05/19/2024	5,279	1.00	33	2	0
TOTAL								33	2	0

Electric Service Commercial

Service Period: 04/19/2024 to 05/19/2024 ✓

TXU Energy Fixed Price

Base Usage	33 kWh @	\$ 0.0377995	\$1.25
Other Charges			\$0.03
Market Securitization (Debt) Financing			\$0.02
Other ERCOT Incremental AS Charges			\$0.03

Total Commercial Charges \$1.33

Electric Service Distribution

Service Period: 04/19/2024 to 05/19/2024

Base Charge			\$1.40
Meter Charge			\$4.39
Distribution System Charge	33 kWh @	\$ 0.021093	\$0.70
Transmission Cost Recov Factor	33 kWh @	\$ 0.009657	\$0.32
Distribution Cost Recovery	33 kWh @	\$ 0.015405	\$0.51
Transition Charge (TC3)	33 kWh @	\$ 0.00916	\$0.30
Storm Recovery Charge	33 kWh @	\$ 0.00157	\$0.05
Regulatory Asset Recovery	33 kWh @	\$ 0.000171	\$0.01
Energy Efficiency	33 kWh @	\$ 0.000681	\$0.02
TEEEF	33 kWh @	\$ 0.00181	\$0.06
PUC Assessment			\$0.01

Total Distribution Charges \$7.77

TOTAL CHARGES FOR ESI ID \$9.10





Customer Name: MATAGORDA COUNTY
 Account Number: 100064844327
 Invoice Number: 052003656461
 Invoice Date: 06/08/2024

ESI ID Detail:

613

Service Address:

772 LAUREL SEASONAL METER MATAGORDA, TX 77457

ESI ID: 10032789417127397

Product:

Fixed Price

Old School

Meter ID	Days	Read Type	Previous Read Date	Previous Meter Read	Current Read Date	Current Meter Read	Multiplier	Usage (kWh)	Actual kW/kVA	Billed kW/kVA
148896249	31	Actual	04/19/2024	✓ 5,406	05/19/2024	5,436	1.00	30	2	0
TOTAL								30	2	0

Electric Service Commercial

Service Period: 04/19/2024 to 05/19/2024 ✓

TXU Energy Fixed Price

Base Usage	30 kWh @	\$ 0.0377995	\$1.13
Other Charges			\$0.03
Market Securitization (Debt) Financing			\$0.02
Other ERCOT Incremental AS Charges			\$0.03

Total Commercial Charges \$1.21

Electric Service Distribution

Service Period: 04/19/2024 to 05/19/2024

Base Charge			\$1.40
Meter Charge			\$4.39
Distribution System Charge	30 kWh @	\$ 0.021093	\$0.63
Transmission Cost Recov Factor	30 kWh @	\$ 0.009657	\$0.29
Distribution Cost Recovery	30 kWh @	\$ 0.015405	\$0.46
Transition Charge (TC3)	30 kWh @	\$ 0.00916	\$0.27
Storm Recovery Charge	30 kWh @	\$ 0.00157	\$0.05
Regulatory Asset Recovery	30 kWh @	\$ 0.000171	\$0.01
Energy Efficiency	30 kWh @	\$ 0.000681	\$0.02
TEEF	30 kWh @	\$ 0.00181	\$0.05
PUC Assessment			\$0.01

Total Distribution Charges \$7.58

TOTAL CHARGES FOR ESI ID \$8.79

000084 26/23

000084 26/23

Customer Name: MATAGORDA COUNTY
 Account Number: 100064844327
 Invoice Number: 052003656461
 Invoice Date: 06/08/2024

ESI ID Detail:

613

Service Address:

MAGNOLIA ST ODLT 150HPS MATAGORDA, TX 77457

ESI ID: 10032789419199850

Product:

Fixed Price **Baseball Field**

Meter ID	Days	Read Type	Previous Read Date	Previous Meter Read	Current Read Date	Current Meter Read	Multiplier	Usage (kWh)	Actual kW/kVA	Billed kW/kVA
7006973193SD	31	Actual	04/19/2024	0	05/19/2024	✓ 57	1.00	57	-	-
TOTAL								57	0	0

Electric Service Commercial

Service Period: 04/19/2024 to 05/19/2024 ✓

TXU Energy Fixed Price

Base Usage	57 kWh @	\$ 0.0377995	\$2.15
Other Charges			\$0.04
Market Securitization (Debt) Financing			\$0.03
Other ERCOT Incremental AS Charges			\$0.04

Total Commercial Charges \$2.26

Electric Service Distribution

Service Period: 04/19/2024 to 05/19/2024

Outdoor Lighting - Facilities			\$4.51
Distribution System Charge	57 kWh @	\$ 0.0210526	\$1.20
Transmission Cost Recov Factor	57 kWh @	\$ 0.0096491	\$0.55
Distribution Cost Recovery	57 kWh @	\$ 0.0154386	\$0.88
Transition Charge (TC3)	57 kWh @	\$ 0.0091228	\$0.52
Storm Recovery Charge	57 kWh @	\$ 0.0098246	\$0.56
Storm Recovery Tax Credit	57 kWh @	\$ 0.0005263	\$0.03 CR
Regulatory Asset Recovery	57 kWh @	\$ 0.0003509	\$0.02
TEEEF	57 kWh @	\$ 0.0017544	\$0.10
PUC Assessment			\$0.01

Total Distribution Charges \$8.32

TOTAL CHARGES FOR ESI ID \$10.58 ✓

DST 00072061





Customer Name: MATAGORDA COUNTY
 Account Number: 100064844327
 Invoice Number: 052003656461
 Invoice Date: 06/08/2024

ESI ID Detail:

613

Service Address:

487 MAGNOLIA ST UNIT COUNTY MATAGORDA, TX 77457

ESI ID: 10032789414370120

Product:

Fixed Price

Plot #2 Barn

Meter ID	Days	Read Type	Previous Read Date	Previous Meter Read	Current Read Date	Current Meter Read	Multiplier	Usage (kWh)	Actual kW/kVA	Billed kW/kVA
200227986	31	Actual	04/19/2024	✓ 606	05/19/2024	1,793	1.00	1,187	7	0
TOTAL								1,187	7	0

Electric Service Commercial

Service Period: 04/19/2024 to 05/19/2024 ✓

TXU Energy Fixed Price

Base Usage	1,187 kWh @	\$ 0.0377995	\$44.87
Other Charges			\$1.08
Market Securitization (Debt) Financing			\$0.71
Other ERCOT Incremental AS Charges			\$1.17
PUC Assessment			\$0.08

Total Commercial Charges \$47.91

Electric Service Distribution

Service Period: 04/19/2024 to 05/19/2024

Base Charge			\$1.40
Meter Charge			\$4.39
Distribution System Charge	1,187 kWh @	\$ 0.021093	\$25.04
Transmission Cost Recov Factor	1,187 kWh @	\$ 0.009657	\$11.46
Distribution Cost Recovery	1,187 kWh @	\$ 0.015405	\$18.29
Transition Charge (TC3)	1,187 kWh @	\$ 0.00916	\$10.87
Storm Recovery Charge	1,187 kWh @	\$ 0.00157	\$1.86
Storm Recovery Tax Credit	1,187 kWh @	\$ 0.000085	\$0.10 CR
Regulatory Asset Recovery	1,187 kWh @	\$ 0.000171	\$0.20
Energy Efficiency	1,187 kWh @	\$ 0.000681	\$0.81
TEEEF	1,187 kWh @	\$ 0.00181	\$2.15
PUC Assessment			\$0.10

Total Distribution Charges \$76.47

TOTAL CHARGES FOR ESI ID \$124.38 ✓

000084 27/53

000084 27/53

Customer Name: MATAGORDA COUNTY
 Account Number: 100064844327
 Invoice Number: 052003656461
 Invoice Date: 06/08/2024

613

ESI ID Detail:

Service Address:

637 MARKET ST UNIT FIRESTA MATAGORDA, TX 77457

ESI ID: 10032789446568110

Product:

Fixed Price

Meter ID	Days	Read Type	Previous Read Date	Previous Meter Read	Current Read Date	Current Meter Read	Multiplier	Usage (kWh)	Actual kW/kVA	Billed kW/kVA
122330875	31	Actual	04/19/2024	✓ 174,987	05/19/2024	176,288	1.00	1,301	13	13
TOTAL								1,301	13	13

Electric Service Commercial

Service Period: 04/19/2024 to 05/19/2024 ✓

TXU Energy Fixed Price

Base Usage	1,301 kWh @	\$ 0.0377995	\$49.18
Other Charges			\$1.19
Market Securitization (Debt) Financing			\$0.77
Other ERCOT Incremental AS Charges			\$1.28
PUC Assessment			\$0.09

Total Commercial Charges \$52.51

Electric Service Distribution

Service Period: 04/19/2024 to 05/19/2024

Base Charge			\$2.02
Meter Charge			\$12.67
Distribution System Charge	13.1 kW @	\$ 4.869	\$63.78
Transmission Cost Recov Factor	13.1 kW @	\$ 3.965003	\$51.94
Distribution Cost Recovery	13.1 kW @	\$ 1.616428	\$21.18
Transition Charge (TC3)	1,301 kWh @	\$ 0.00916	\$11.92
Storm Recovery Charge	32.7 kW @	\$ 0.314425	\$10.28
Storm Recovery Tax Credit	32.7 kW @	\$ 0.016068	\$0.53 CR
Regulatory Asset Recovery	13.1 kW @	\$ 0.052535	\$0.69
Energy Efficiency	1,301 kWh @	\$ 0.000902	\$1.17
TEEEF	13.1 kW @	\$ 0.1949	\$2.55
PUC Assessment			\$0.26

Total Distribution Charges \$177.93

TOTAL CHARGES FOR ESI ID \$230.44 ✓





Customer Name: MATAGORDA COUNTY
 Account Number: 100064844327
 Invoice Number: 052003656461
 Invoice Date: 06/08/2024

ESI ID Detail:

662

Service Address:

2 RIVER BEND ODLT 400HPS MATAGORDA, TX 77457

ESI ID: 10032789432664941

Product:

Fixed Price

Meter ID	Days	Read Type	Previous Read Date	Previous Meter Read	Current Read Date	Current Meter Read	Multiplier	Usage (kWh)	Actual kW/kVA	Billed kW/kVA
7006992918SD	31	Actual	04/19/2024	0	05/19/2024	✓ 155	1.00	155	-	-
TOTAL								155	0	0

Electric Service Commercial

Service Period: 04/19/2024 to 05/19/2024 ✓

TXU Energy Fixed Price

Base Usage	155 kWh @	\$ 0.0377995	\$5.86
Other Charges			\$0.11
Market Securitization (Debt) Financing			\$0.09
Other ERCOT Incremental AS Charges			\$0.11
PUC Assessment			\$0.01

Total Commercial Charges	\$6.18
---------------------------------	---------------

Electric Service Distribution

Service Period: 04/19/2024 to 05/19/2024

Outdoor Lighting - Facilities		\$5.26	
Distribution System Charge	155 kWh @	\$ 0.0210968	\$3.27
Transmission Cost Recov Factor	155 kWh @	\$ 0.0096774	\$1.50
Distribution Cost Recovery	155 kWh @	\$ 0.0154194	\$2.39
Transition Charge (TC3)	155 kWh @	\$ 0.0091613	\$1.42
Storm Recovery Charge	155 kWh @	\$ 0.0098065	\$1.52
Storm Recovery Tax Credit	155 kWh @	\$ 0.0005161	\$0.08 CR
Regulatory Asset Recovery	155 kWh @	\$ 0.0002581	\$0.04
TEEF	155 kWh @	\$ 0.0018065	\$0.28
PUC Assessment			\$0.02

Total Distribution Charges	\$15.62
-----------------------------------	----------------

TOTAL CHARGES FOR ESI ID	\$21.80 ✓
---------------------------------	------------------

Customer Name: MATAGORDA COUNTY
 Account Number: 100064844327
 Invoice Number: 052003656461
 Invoice Date: 06/08/2024

ESI ID Detail:

615

Service Address:

HIGHWAY 111 ODL MIDFIELD, TX 77458

ESI ID: 10032789492176731

Product:

Fixed Price

Meter ID	Days	Read Type	Previous Read Date	Previous Meter Read	Current Read Date	Current Meter Read	Multiplier	Usage (kWh)	Actual kW/kVA	Billed kW/kVA
7007147859SD	31	Actual	04/05/2024	0	05/05/2024	✓ 104	1.00	104	-	-
TOTAL								104	0	0

Electric Service Commercial

Service Period: 04/05/2024 to 05/05/2024 ✓

TXU Energy Fixed Price

Base Usage	104 kWh @	\$ 0.0377995	\$3.93
Other Charges			\$0.02
Market Securitization (Debt) Financing			\$0.07
Other ERCOT Incremental AS Charges			\$0.05
PUC Assessment			\$0.01

Total Commercial Charges	\$4.08
---------------------------------	---------------

Electric Service Distribution

Service Period: 04/05/2024 to 05/05/2024

Outdoor Lighting - Facilities			\$4.98
Distribution System Charge	104 kWh @	\$ 0.0210577	\$2.19
Transmission Cost Recov Factor	104 kWh @	\$ 0.0096154	\$1.00
Distribution Cost Recovery	104 kWh @	\$ 0.0153846	\$1.60
Transition Charge (TC3)	104 kWh @	\$ 0.0091346	\$0.95
Storm Recovery Charge	104 kWh @	\$ 0.0098077	\$1.02
Storm Recovery Tax Credit	104 kWh @	\$ 0.0004808	\$0.05 CR
Regulatory Asset Recovery	104 kWh @	\$ 0.0002885	\$0.03
TEEEF	104 kWh @	\$ 0.0018269	\$0.19
PUC Assessment			\$0.02

Total Distribution Charges	\$11.93
-----------------------------------	----------------

TOTAL CHARGES FOR ESI ID	\$16.01 ✓
---------------------------------	------------------

DST 00072061





Customer Name: MATAGORDA COUNTY
 Account Number: 100064844327
 Invoice Number: 052003656461
 Invoice Date: 06/08/2024

ESI ID Detail:

615

Service Address:

110 JUNETTA AVE MIDFIELD, TX 77458

ESI ID: 10032789459047060

Product:

Fixed Price

Meter ID	Days	Read Type	Previous Read Date	Previous Meter Read	Current Read Date	Current Meter Read	Multiplier	Usage (kWh)	Actual kW/kVA	Billed kW/kVA
157104699	31	Actual	04/05/2024	✓14,364	05/05/2024	14,641	1.00	277	8	8
TOTAL								277	8	8

Electric Service Commercial

Service Period: 04/05/2024 to 05/05/2024 ✓

TXU Energy Fixed Price

Base Usage	277 kWh @	\$ 0.0377995	\$10.47
Other Charges			\$0.11
Market Securitization (Debt) Financing			\$0.17
Other ERCOT Incremental AS Charges			\$0.16
PUC Assessment			\$0.02

Total Commercial Charges \$10.93

Electric Service Distribution

Service Period: 04/05/2024 to 05/05/2024

Base Charge			\$2.02
Meter Charge			\$12.67
Distribution System Charge	7.7 kW @	\$ 4.869	\$37.49
Transmission Cost Recov Factor	7.7 kW @	\$ 3.965003	\$30.53
Distribution Cost Recovery	7.7 kW @	\$ 1.616428	\$12.45
Transition Charge (TC3)	277 kWh @	\$ 0.00916	\$2.54
Storm Recovery Charge	19 kW @	\$ 0.314425	\$5.97
Storm Recovery Tax Credit	19 kW @	\$ 0.016068	\$0.31 CR
Regulatory Asset Recovery	7.7 kW @	\$ 0.052535	\$0.40
Energy Efficiency	277 kWh @	\$ 0.000902	\$0.25
TEEEF	7.7 kW @	\$ 0.1949	\$1.50
PUC Assessment			\$0.16

Total Distribution Charges \$105.67

TOTAL CHARGES FOR ESI ID \$116.60 ✓

Customer Name: MATAGORDA COUNTY
 Account Number: 100064844327
 Invoice Number: 052003656461
 Invoice Date: 06/08/2024

ESI ID Detail: 615

Service Address: 110 JUNETTA ODLT 150HPS AL MIDFIELD, TX 77458
 Product: Fixed Price

ESI ID: 10032789459047061

Meter ID	Days	Read Type	Previous Read Date	Previous Meter Read	Current Read Date	Current Meter Read	Multiplier	Usage (kWh)	Actual kW/kVA	Billed kW/kVA
7007074246SD	31	Actual	04/05/2024	0	05/05/2024	✓ 57	1.00	57	-	-
TOTAL								57	0	0

Electric Service Commercial

Service Period: 04/05/2024 to 05/05/2024 ✓

TXU Energy Fixed Price

Base Usage	57 kWh @	\$ 0.0377995	\$2.15
Other Charges			\$0.01
Market Securitization (Debt) Financing			\$0.04
Other ERCOT Incremental AS Charges			\$0.03

Total Commercial Charges \$2.23

Electric Service Distribution

Service Period: 04/05/2024 to 05/05/2024

Outdoor Lighting - Facilities			\$4.51
Distribution System Charge	57 kWh @	\$ 0.0210526	\$1.20
Transmission Cost Recov Factor	57 kWh @	\$ 0.0096491	\$0.55
Distribution Cost Recovery	57 kWh @	\$ 0.0154386	\$0.88
Transition Charge (TC3)	57 kWh @	\$ 0.0091228	\$0.52
Storm Recovery Charge	57 kWh @	\$ 0.0098246	\$0.56
Storm Recovery Tax Credit	57 kWh @	\$ 0.0005263	\$0.03 CR
Regulatory Asset Recovery	57 kWh @	\$ 0.0003509	\$0.02
TEEEF	57 kWh @	\$ 0.0017544	\$0.10
PUC Assessment			\$0.01

Total Distribution Charges \$8.32

TOTAL CHARGES FOR ESI ID \$10.55 ✓

DST 00072061



Customer Name: MATAGORDA COUNTY
 Account Number: 100064844327
 Invoice Number: 052003656461
 Invoice Date: 06/08/2024

ESI ID Detail:

615

Service Address:

RAWLS ODL MIDFIELD, TX 77458

ESI ID: 10032789461418841

Product:

Fixed Price

Meter ID	Days	Read Type	Previous Read Date	Previous Meter Read	Current Read Date	Current Meter Read	Multiplier	Usage (kWh)	Actual kW/kVA	Billed kW/kVA
7007068113SD	31	Actual	04/05/2024	0	05/05/2024	✓ 104	1.00	104	-	-
TOTAL								104	0	0

Electric Service Commercial

Service Period: 04/05/2024 to 05/05/2024 ✓

TXU Energy Fixed Price

Base Usage	104 kWh @	\$ 0.0377995	\$3.93
Other Charges			\$0.02
Market Securitization (Debt) Financing			\$0.07
Other ERCOT Incremental AS Charges			\$0.05
PUC Assessment			\$0.01

Total Commercial Charges \$4.08

Electric Service Distribution

Service Period: 04/05/2024 to 05/05/2024

Outdoor Lighting - Facilities			\$4.98
Distribution System Charge	104 kWh @	\$ 0.0210577	\$2.19
Transmission Cost Recov Factor	104 kWh @	\$ 0.0096154	\$1.00
Distribution Cost Recovery	104 kWh @	\$ 0.0153846	\$1.60
Transition Charge (TC3)	104 kWh @	\$ 0.0023077	\$0.24
Storm Recovery Charge	104 kWh @	\$ 0.0098077	\$1.02
Storm Recovery Tax Credit	104 kWh @	\$ 0.0004808	\$0.05 CR
Regulatory Asset Recovery	104 kWh @	\$ 0.0002885	\$0.03
TEEEF	104 kWh @	\$ 0.0018269	\$0.19
PUC Assessment			\$0.02

Total Distribution Charges \$11.22

TOTAL CHARGES FOR ESI ID \$15.30 ✓



Customer Name: MATAGORDA COUNTY
 Account Number: 100064844327
 Invoice Number: 052003656461
 Invoice Date: 06/08/2024

ESI ID Detail:

615

Service Address:

RAWLS UNIT FIRESTA MIDFIELD, TX 77458

ESI ID: 10032789433412700

Product:

Fixed Price

Meter ID	Days	Read Type	Previous Read Date	Previous Meter Read	Current Read Date	Current Meter Read	Multiplier	Usage (kWh)	Actual kW/kVA	Billed kW/kVA
136592656	31	Actual	04/05/2024	✓ 193,128	05/05/2024	196,921	1.00	3,793	10	10
TOTAL								3,793	10	10

Electric Service Commercial

Service Period: 04/05/2024 to 05/05/2024 ✓

TXU Energy Fixed Price

Base Usage	3,793 kWh @	\$ 0.0377995	\$143.37
Other Charges			\$1.47
Market Securitization (Debt) Financing			\$2.44
Other ERCOT Incremental AS Charges			\$2.20
PUC Assessment			\$0.25

Total Commercial Charges	\$149.73
---------------------------------	-----------------

Electric Service Distribution

Service Period: 04/05/2024 to 05/05/2024

Base Charge			\$2.02
Meter Charge			\$12.67
Distribution System Charge	9.6 kW @	\$ 4.869	\$46.74
Transmission Cost Recov Factor	9.6 kW @	\$ 3.965003	\$38.06
Distribution Cost Recovery	9.6 kW @	\$ 1.616428	\$15.52
Transition Charge (TC3)	3,793 kWh @	\$ 0.00916	\$34.74
Storm Recovery Charge	14.6 kW @	\$ 0.314425	\$4.59
Storm Recovery Tax Credit	14.6 kW @	\$ 0.016068	\$0.23 CR
Regulatory Asset Recovery	9.6 kW @	\$ 0.052535	\$0.50
Energy Efficiency	3,793 kWh @	\$ 0.000902	\$3.42
TEEEF	9.6 kW @	\$ 0.1949	\$1.87
PUC Assessment			\$0.20

Total Distribution Charges	\$160.10
-----------------------------------	-----------------

TOTAL CHARGES FOR ESI ID	\$309.83 ✓
---------------------------------	-------------------



Customer Name: MATAGORDA COUNTY
 Account Number: 100064844327
 Invoice Number: 052003656461
 Invoice Date: 06/08/2024

ESI ID Detail:

615

Service Address:

955 STREETLIGHT STLG 1000HPS MIDFIELD, TX 77458

ESI ID: 10032789441468646

Product:

Fixed Price

Meter ID	Days	Read Type	Previous Read Date	Previous Meter Read	Current Read Date	Current Meter Read	Multiplier	Usage (kWh)	Actual kW/kVA	Billed kW/kVA
7005524968SD	30	Actual	04/29/2024	0	05/28/2024	✓ 367	1.00	367	-	-
TOTAL								367	0	0

Electric Service Commercial

Service Period: 04/29/2024 to 05/28/2024 ✓

TXU Energy Fixed Price

Base Usage	367 kWh @	\$ 0.0377995	\$13.87
Other Charges			\$0.35
Market Securitization (Debt) Financing			\$0.22
Other ERCOT Incremental AS Charges			\$0.34
PUC Assessment			\$0.02

Total Commercial Charges \$14.80

Electric Service Distribution

Service Period: 04/29/2024 to 05/28/2024

Base Charge			\$1.40
Street Lighting - Facilities			\$7.02
Distribution System Charge	367 kWh @	\$ 0.0210899	\$7.74
Transmission Cost Recov Factor	367 kWh @	\$ 0.0096458	\$3.54
Distribution Cost Recovery	367 kWh @	\$ 0.0153951	\$5.65
Transition Charge (TC3)	367 kWh @	\$ 0.0049046	\$1.80
Storm Recovery Charge	367 kWh @	\$ 0.009782	\$3.59
Storm Recovery Tax Credit	367 kWh @	\$ 0.0004905	\$0.18 CR
Regulatory Asset Recovery	367 kWh @	\$ 0.0002725	\$0.10
TEEEF	367 kWh @	\$ 0.0017984	\$0.66
PUC Assessment			\$0.04

Total Distribution Charges \$31.36

TOTAL CHARGES FOR ESI ID \$46.16 ✓

Customer Name: MATAGORDA COUNTY
 Account Number: 100064844327
 Invoice Number: 052003656461
 Invoice Date: 06/08/2024

463-JP#3

ESI ID Detail:
 Service Address:
 Product:

405 COMMERCE ST PALACIOS, TX 77465-5468
 Fixed Price

ESI ID: 10032789440808411

Meter ID	Days	Read Type	Previous Read Date	Previous Meter Read	Current Read Date	Current Meter Read	Multiplier	Usage (kWh)	Actual kW/kVA	Billed kW/kVA
119430885	29	Actual	04/23/2024	✓ 710,730	05/21/2024	713,107	1.00	2,377	9	9
TOTAL								2,377	9	9

Electric Service Commercial

Service Period: 04/23/2024 to 05/21/2024 ✓

TXU Energy Fixed Price

Base Usage	2,377 kWh @	\$ 0.0377995	\$89.85
Other Charges			\$2.44
Market Securitization (Debt) Financing			\$1.40
Other ERCOT Incremental AS Charges			\$2.64
PUC Assessment			\$0.16
Gross Receipts Reimb			\$1.04

Total Commercial Charges \$97.53

Electric Service Distribution

Service Period: 04/23/2024 to 05/21/2024

Base Charge			\$2.02
Meter Charge			\$12.67
Distribution System Charge	9.4 kW @	\$ 4.869	\$45.77
Transmission Cost Recov Factor	9.4 kW @	\$ 3.965003	\$37.27
Distribution Cost Recovery	9.4 kW @	\$ 1.616428	\$15.19
Transition Charge (TC3)	2,377 kWh @	\$ 0.00916	\$21.77
Storm Recovery Charge	11.4 kW @	\$ 0.314425	\$3.58
Storm Recovery Tax Credit	11.4 kW @	\$ 0.016068	\$0.18 CR
Regulatory Asset Recovery	9.4 kW @	\$ 0.052535	\$0.49
Energy Efficiency	2,377 kWh @	\$ 0.000902	\$2.14
TEEEF	9.4 kW @	\$ 0.1949	\$1.83
PUC Assessment			\$0.19
Gross Receipts Reimb			\$1.25

Total Distribution Charges \$143.99

TOTAL CHARGES FOR ESI ID \$241.52 ✓



Customer Name: MATAGORDA COUNTY
 Account Number: 100064844327
 Invoice Number: 052003656461
 Invoice Date: 06/08/2024

ESI ID Detail: 614

Service Address: 25000 STATE HIGHWAY 35 S PALACIOS, TX 77465-1920
 Product: Fixed Price

ESI ID: 10032789474945242

Meter ID	Days	Read Type	Previous Read Date	Previous Meter Read	Current Read Date	Current Meter Read	Multiplier	Usage (kWh)	Actual kW/kVA	Billed kW/kVA
7005712552SD	31	Actual	04/12/2024	0	05/12/2024	✓ 620	1.00	620	-	-
TOTAL								620	0	0

Electric Service Commercial

Service Period: 04/12/2024 to 05/12/2024 ✓

TXU Energy Fixed Price

Base Usage	620 kWh @	\$ 0.0377995	\$23.43
Other Charges			\$0.31
Market Securitization (Debt) Financing			\$0.37
Other ERCOT Incremental AS Charges			\$0.35
PUC Assessment			\$0.04

Total Commercial Charges \$24.50

Electric Service Distribution

Service Period: 04/12/2024 to 05/12/2024

Outdoor Lighting - Facilities			\$21.04
Distribution System Charge	620 kWh @	\$ 0.0210968	\$13.08
Transmission Cost Recov Factor	620 kWh @	\$ 0.0096613	\$5.99
Distribution Cost Recovery	620 kWh @	\$ 0.0154032	\$9.55
Transition Charge (TC3)	620 kWh @	\$ 0.0091613	\$5.68
Storm Recovery Charge	620 kWh @	\$ 0.0097742	\$6.06
Storm Recovery Tax Credit	620 kWh @	\$ 0.0005	\$0.31 CR
Regulatory Asset Recovery	620 kWh @	\$ 0.0002742	\$0.17
TEEEF	620 kWh @	\$ 0.0018065	\$1.12
PUC Assessment			\$0.08

Total Distribution Charges \$62.46

TOTAL CHARGES FOR ESI ID \$86.96 ✓

Customer Name: MATAGORDA COUNTY
 Account Number: 100064844327
 Invoice Number: 052003656461
 Invoice Date: 06/08/2024

ESI ID Detail: 614

Service Address: 25000 STATE HIGHWAY 35 S UNIT OFFIC PALACIOS, TX 77465-1920 ESI ID: 10032789453394875
 Product: Fixed Price

Meter ID	Days	Read Type	Previous Read Date	Previous Meter Read	Current Read Date	Current Meter Read	Multiplier	Usage (kWh)	Actual kW/kVA	Billed kW/kVA
120730531	31	Actual	04/12/2024	✓ 138,686	05/12/2024	139,637	1.00	951	6	0
TOTAL								951	6	0

Electric Service Commercial
 Service Period: 04/12/2024 to 05/12/2024 ✓
 TXU Energy Fixed Price
 Base Usage 951 kWh @ \$ 0.0377995 \$35.95
 Other Charges \$0.72
 Market Securitization (Debt) Financing \$0.56
 Other ERCOT Incremental AS Charges \$0.81
 PUC Assessment \$0.06

Total Commercial Charges \$38.10

Electric Service Distribution
 Service Period: 04/12/2024 to 05/12/2024
 Base Charge \$1.40
 Meter Charge \$4.39
 Distribution System Charge 951 kWh @ \$ 0.021093 \$20.06
 Transmission Cost Recov Factor 951 kWh @ \$ 0.009657 \$9.18
 Distribution Cost Recovery 951 kWh @ \$ 0.015405 \$14.65
 Transition Charge (TC3) 951 kWh @ \$ 0.00916 \$8.71
 Storm Recovery Charge 951 kWh @ \$ 0.00157 \$1.49
 Storm Recovery Tax Credit 951 kWh @ \$ 0.000085 \$0.08 CR
 Regulatory Asset Recovery 951 kWh @ \$ 0.000171 \$0.16
 Energy Efficiency 951 kWh @ \$ 0.000681 \$0.65
 TEEEF 951 kWh @ \$ 0.00181 \$1.72
 PUC Assessment \$0.08

Total Distribution Charges \$62.41

TOTAL CHARGES FOR ESI ID \$100.51 ✓

DST 00072061





Customer Name: MATAGORDA COUNTY
 Account Number: 100064844327
 Invoice Number: 052003656461
 Invoice Date: 06/08/2024

614

ESI ID Detail:

Service Address:

25000 STATE HIGHWAY 35 S UNIT P7 PALACIOS, TX 77465-1920

ESI ID: 10032789474945241

Product:

Fixed Price

Meter ID	Days	Read Type	Previous Read Date	Previous Meter Read	Current Read Date	Current Meter Read	Multiplier	Usage (kWh)	Actual kW/kVA	Billed kW/kVA
122240914	31	Actual	04/12/2024	✓ 61,762	05/12/2024	62,062	1.00	300	4	0
TOTAL								300	4	0

Electric Service Commercial

Service Period: 04/12/2024 to 05/12/2024 ✓

TXU Energy Fixed Price

Base Usage	300 kWh @	\$ 0.0377995	\$11.34
Other Charges			\$0.23
Market Securitization (Debt) Financing			\$0.17
Other ERCOT Incremental AS Charges			\$0.26
PUC Assessment			\$0.02

Total Commercial Charges \$12.02

Electric Service Distribution

Service Period: 04/12/2024 to 05/12/2024

Base Charge			\$1.40
Meter Charge			\$4.39
Distribution System Charge	300 kWh @	\$ 0.021093	\$6.33
Transmission Cost Recov Factor	300 kWh @	\$ 0.009657	\$2.90
Distribution Cost Recovery	300 kWh @	\$ 0.015405	\$4.62
Transition Charge (TC3)	300 kWh @	\$ 0.00916	\$2.75
Storm Recovery Charge	300 kWh @	\$ 0.00157	\$0.47
Storm Recovery Tax Credit	300 kWh @	\$ 0.000085	\$0.03 CR
Regulatory Asset Recovery	300 kWh @	\$ 0.000171	\$0.05
Energy Efficiency	300 kWh @	\$ 0.000681	\$0.20
TEEEF	300 kWh @	\$ 0.00181	\$0.54
PUC Assessment			\$0.03

Total Distribution Charges \$23.65

TOTAL CHARGES FOR ESI ID \$35.67 ✓

Customer Name: MATAGORDA COUNTY
 Account Number: 100064844327
 Invoice Number: 052003656461
 Invoice Date: 06/08/2024

ESI ID Detail:
 Service Address:
 Product:

612

17817 WOOD PLEDGER, TX 77468-0000
 Fixed Price

ESI ID: 1008901015815710800100

Meter ID	Days	Read Type	Previous Read Date	Previous Meter Read	Current Read Date	Current Meter Read	Multiplier	Usage (kWh)	Actual kW/kVA	Billed kW/kVA
I90851001	31	Actual	04/19/2024	✓ 403	05/19/2024	746	1.00	343	3	3
TOTAL								343	3	3

Electric Service Commercial

Service Period: 04/19/2024 to 05/19/2024 ✓

TXU Energy Fixed Price

Base Usage	343 kWh @	\$ 0.0377995	\$12.97
Other Charges			\$0.31
Market Securitization (Debt) Financing			\$0.21
Other ERCOT Incremental AS Charges			\$0.34
PUC Assessment			\$0.02

Total Commercial Charges \$13.85

Electric Service Distribution

Service Period: 04/19/2024 to 05/19/2024

Base Charge			\$3.00
Meter Charge			\$7.41
Distribution System Charge	3 kVA @	\$ 4.45	\$13.35
Transmission Cost Recov Factor	3.43 kVA @	\$ 3.364431	\$11.54
Distribution Cost Recovery	3 kVA @	\$ 0.656667	\$1.97
Transition Charge (TC5)	343 kWh @	\$ 0.001953	\$0.67
Energy Efficiency	343 kWh @	\$ 0.000525	\$0.18
TEEEF	3 kVA @	\$ 0.503333	\$1.51
PUC Assessment			\$0.06

Total Distribution Charges \$39.69

TOTAL CHARGES FOR ESI ID \$53.54 ✓

Current Charges \$24,459.21 ✓

